



EQUITY WORLD GLOBAL GOALS MONTHLY NEWSLETTER

theam QUANT FUNDS

MARKETING COMMUNICATION | FOR PROFESSIONAL CLIENTS ONLY

THIS DOCUMENT HAS BEEN PREPARED FOR DISCUSSION PURPOSES ONLY AND DOES NOT CONSTITUTE AN OFFER OR A SOLICITATION TO ENGAGE IN ANY TRADING STRATEGY OR THE PURCHASE OR SALES OF ANY FINANCIAL INSTRUMENT.

INVESTMENT OBJECTIVE

The objective of the THEAM Quant Equity World Global Goals is to increase the value of its assets over the medium term by being exposed to a dynamic basket of equities listed on world developed markets, the components of which are chosen using a systematic selection method based on:

- environmental, social and governance (ESG) criteria;
- contribution to the 17 Sustainable Development Goals (the SDGs) adopted on 25 December 2015 by the United Nations General Assembly and especially designed to end poverty, protect the planet and reduce inequality;
- companies' financial robustness

STRATEGY

In a world where the necessity to tackle environmental and social challenges keeps strengthening, the investment landscape has been rewritten with all players in the investment value chain shifting their focus towards long-term sustainable solutions.

The Equity World Global Goals strategy offers investors more opportunities to take part in this transformation.

The strategy targets a diversified selection of developed world companies that display high Environmental, Social and Governance (ESG) standards and a positive financial outlook, while contributing to the achievement of the United Nations' 17 Sustainable Development Goals (SDGs).

These internal guidelines are for indicative purposes only.

Prospectus and KID are prevailing.

SUSTAINABLE DEVELOPMENT GOALS




PERFORMANCE

As of April 30th, 2024

| Dec 17 - Apr 24 | THEAM QUANT- EQUITY WORLD GLOBAL GOALS | MSCI World Net Total Return USD Index | MSCI World Equal Weighted NR USD |
|---|--|---------------------------------------|----------------------------------|
| Performance 1 month | -3.89% | -3.69% | -3.59% |
| Cumulative Performance Year To Date | 2.25% | 4.84% | 1.11% |
| Cumulative Performance 12 months | 15.80% | 18.39% | 9.95% |
| Annualised Performance Since Start Date | 6.44% | 9.33% | 4.99% |

Source: BNP Paribas, Bloomberg. Past performance is not an indicator of future performance.


Follow the icon to go to the fund page on the THEAM Quant website



Learn more
ABOUT

GLOBAL MARKETS

<https://aboutglobalmarkets.bnpparibas.com/>



MONTHLY COMMENTARY

MACRO BACKGROUND

In April, our fund performed negatively: -3.89%, yet underperforming the MSCI World Net Total Return USD Index by -0.20% over the duration of this month.

PERFORMANCE BREAKDOWN

The performance of THEAM Quant – Equity World Global Goals was mainly due to the following:

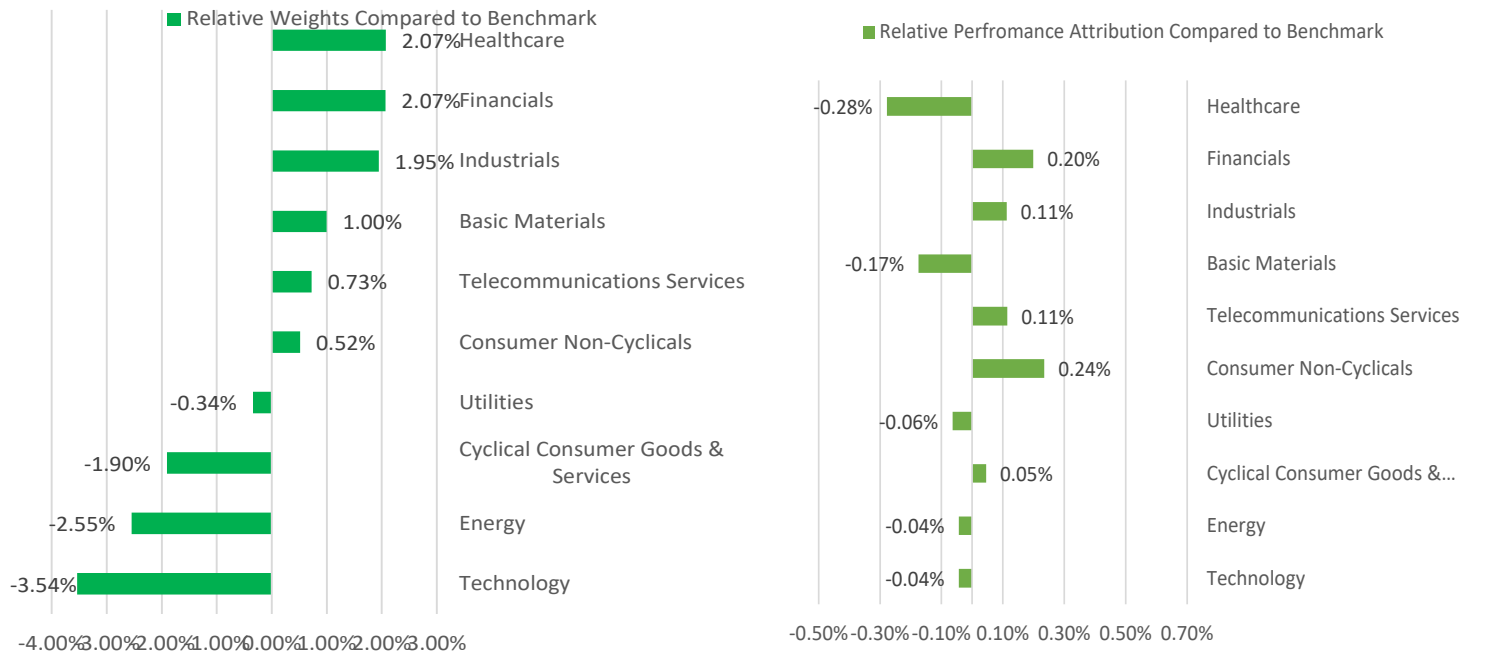
- Our selections within the Financials and Basic Materials sectors underperformed those of the benchmark (resp. -0.8 % and -1.5 %), a loss amplified by our strong relative over allocation (resp. +5.5 % and +1.5 %).
- Within the Industrials sector, stock picking underperformed that of the MSCI World Net Total Return USD Index (-4.3 % versus -2.6 %) on the back of, for example, the poor performance of UNITED RENTALS (-7.4 %, weighted at 1.0 %).
- Conversely, despite our selection within the United States underperformed by -0.9 %, our stronger relative under weighting (-20 %) in this sector generated a gain.
- Lastly, within the Consumer Non-Cyclicals and the Cyclical Consumer Goods & Services sectors, our equity selection outperformed by resp. 3.5 % and 1.1 %.
- A sector analysis shows a rise of 0.6 % and 0.2 % for the Consumer Non-Cyclicals and the Utilities sectors (weighted at 9.4 % and 3.4 % respectively). On the contrary, Technology and Industrials fell by 0.9 % and 0.1 % (weighted at 20.0 % and 13.0 % respectively).

PORTFOLIO FUNDAMENTALS

| | Fund | Index* |
|--------------------------|--------|--------|
| Return on Equity : | 17.59% | 16.19% |
| Price/Earnings Ratio : | 14.74 | 19.83 |
| 12-month Earnings Growth | 8.53% | 7.79% |

Source: BNP Paribas. Past performance is not an indicator of future performance.
Index* refers to the MSCI World USD Net TR

SECTOR RELATIVE WEIGHTS AND PERFORMANCE ATTRIBUTION



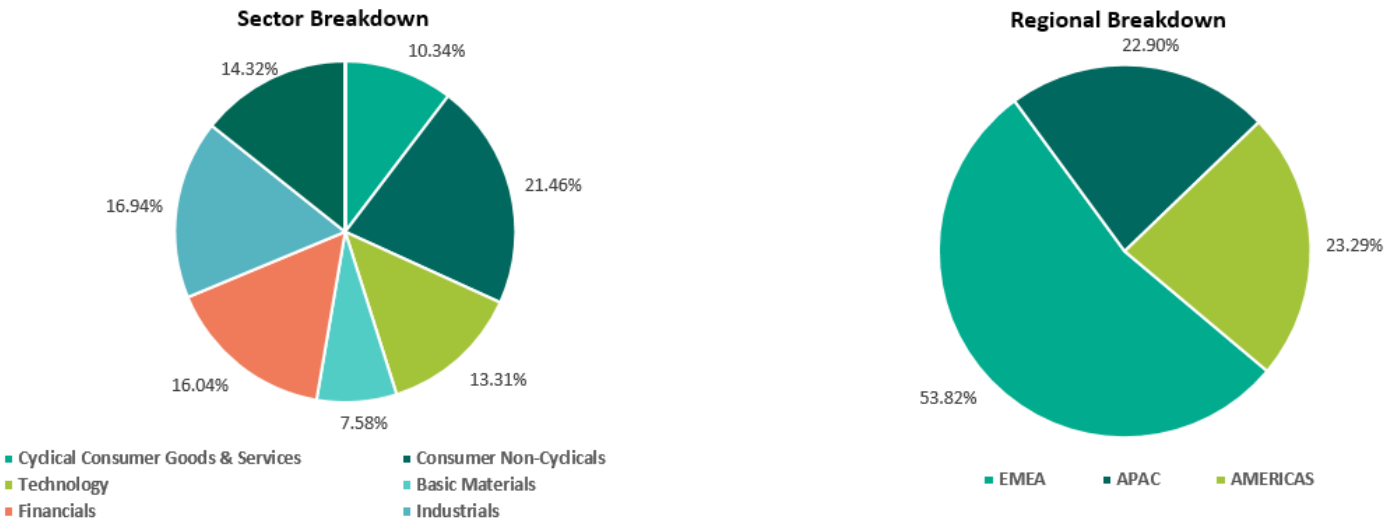
Source: BNP Paribas. Past performance is not an indicator of future performance

ESG PERFORMANCE AND SDG CHAMPIONS OF THE WORLD GLOBAL GOALS INDEX

| ESG Average Score | | Weighted average Carbon intensity (t CO ₂ eq) | |
|-------------------|-------------|--|-------------|
| Index* | Benchmark** | Index* | Benchmark** |
| 49.91 | 43.53 | 30.88 | 40.80 |

A reporting of the carbon footprint of the fund is calculated periodically by BNPPAM. The latest report is available on demand. Please contact MAQS CIB Sales Support: AM.MAQS.CIBSALESSUPPORT@bnpparibas.com

SDGS CHAMPIONS*** REGIONAL AND SECTORIAL BREAKDOWN (THE SDGS CHAMPIONS REPRESENT 42.13% OF THE FULL COMPOSITION)



*The BNP Paribas Equity World Global Goals strategy is implemented through the BNP Paribas Equity World Global Goals Index, to which the fund is exposed. **Benchmark refers to the Moody's ESG Solutions' Large Cap Developed Universe and it is used for comparative purpose only. Source: Moody's ESG Solutions,.
***SDG Champions are assessed by Moody's ESG Solutions as the achievement of the Sustainable Development Goals. Past performances are not a guide for future results. For illustrative purposes only.

ESG REPORT

For the latest ESG Report on the THEAM Quant – Equity World Global Goals fund, please click the banner below.

EQUITY WORLD GLOBAL GOALS STRATEGY
ESG, CARBON FOOTPRINT & ENERGY TRANSITION FACTSHEET

CONTACTS

QIS STRATEGY MANAGER, GLOBAL MARKETS | Andrea Bachian | andrea.bachian@uk.bnpparibas.com
BNP PARIBAS ASSET MANAGEMENT | CIB Strategies Sales Support | am.maqs.cibsalessupport@bnpparibas.com
dl.theam_gm_coordination@uk.bnpparibas.com

FUND CHARACTERISTICS AND RISKS

| | THEAM Quant – Equity World Global Goals | |
|---|--|---|
| Management company | BNP Paribas Asset Management France | |
| Type of fund | Sub-fund of the SICAV THEAM QUANT | |
| Recommended investment horizon | 5 years | |
| Capital protected | No | |
| SFDR Article | 8 | |
| SRI Risk Classification (scale of 1-7) ⁵ | 4 | 4 |
| Share ⁶ | I (USD) ACC | C (USD) ACC |
| Launch date | 11 December 2017 | 11 December 2017 |
| Bloomberg Code | TQGGIAU LX Equity | TQGGCAU LX Equity |
| ISIN Code | LU1685644657 | LU1685643683 |
| Subscription/ Exit fees | 0.00% max / 0.00% max | 3.00% max / 0.00% max |
| On-going charges | 0.76% | 1.70% |
| International registration | Belgium, Italy, UK, Switzerland, Germany, Sweden, France, Austria, Spain | Austria, Belgium, France, Germany, Italy, Sweden, Switzerland, UK |

⁵ - The Summary Risk Indicator is determined on a scale from 1 to 7 (7 being the highest risk level), the higher the risk, the longer the recommended investment horizon.

⁶ - For all shares available, please refer to the prospectus [here](#).

WHAT ARE THE RISKS?

The value of investments and the income from them may go down as well as up and investors may not get back the amount originally invested.

Liquidity Risk: This risk arises from the difficulty of selling an asset at a fair market price and at a desired time due to lack of buyers.

Counterparty Risk: linked to the default of a counterparty on over-the-counter markets.

Risk related to the use of forward financial instruments: In order to achieve its investment objective, the UCITS makes use of forward financial instruments traded over-the-counter that allow it to replicate the performance of the strategy. These instruments may involve a series of risks that could lead to adjustments or even the early termination of the instrument, which may affect the net asset value of the UCITS.


For the full list of risks, please refer to the prospectus.



Learn more
ABOUT

GLOBAL MARKETS

<https://aboutglobalmarkets.bnpparibas.com/>



DISCLAIMER

"THEAM Quant" is the generic name given to a broad range of systematic strategies designed by BNP Paribas Global Markets and mostly implemented in Funds managed by BNP Paribas Asset Management

Legal Notice: This document is CONFIDENTIAL AND FOR DISCUSSION PURPOSES ONLY; it constitutes a marketing communication and has been prepared by a Sales and Marketing function within BNP Paribas and/or its subsidiaries or affiliates (collectively "we" or "BNP Paribas"). As a confidential document it is submitted to selected recipients only and it may not be made available (in whole or in part) to any other person without BNP Paribas' written consent.

This document is not a recommendation to engage in any action, does not constitute or form any part of any offer to sell or issue and is not a solicitation of any offer to purchase any financial instrument, nor shall it or any part of it nor the fact of its distribution form the basis of, or be relied on in connection with, any contract or investment decision. To the extent that any transaction is subsequently entered into between the recipient and BNP Paribas, such transaction will be entered into upon such terms as may be agreed by the parties in the relevant documentation.

The information contained in this document has been obtained from sources believed to be reliable, but there is no guarantee of the accuracy, completeness or suitability for any particular purpose of such information or that such information has been independently verified by BNP Paribas or by any person. None of BNP Paribas, its members, directors, officers, agents or employees accepts any responsibility or liability whatsoever or makes any representation or warranty, express or implied, as to the accuracy or completeness of the information, or any opinions based thereon, contained in this document and it should not be used in place of professional advice. Additional information may be provided on request, at our discretion. Any scenarios, assumptions, historical or simulated performances, indicative prices or examples of potential transactions or returns are included for illustrative purposes only. Past performance is not indicative of future results. Investors may get back less than they invested. BNP Paribas gives no assurance that any favourable scenarios described are likely to happen, that it is possible to trade on the terms described herein or that any potential returns illustrated can be achieved. This document is current as at the date of its production and BNP Paribas is under no obligation to update or keep current the information herein. In providing this document, BNP Paribas offers no investment, financial, legal, tax or any other type of advice to, and has no fiduciary duty towards, recipients. Certain strategies and/or potential transactions discussed in this document may involve the use of derivatives which may be complex in nature and may give rise to substantial risks, including the risk of total or partial loss of any investment or losses without limitation and which should only be undertaken by those with the requisite knowledge and experience. BNP Paribas makes no representation and gives no warranty as to the results to be obtained from any investment, strategy or transaction, or as to whether any strategy, security or transaction described herein may be suitable for recipients' financial needs, circumstances or requirements. Recipients must make their own assessment of strategies, securities and/or potential transactions detailed herein, using such professional advisors as they deem appropriate. BNP Paribas accepts no liability for any direct or consequential losses arising from any action taken in connection with or reliance on the information contained in this document even where advised of the possibility of such losses.


As an investment bank with a wide range of activities BNP Paribas may face conflicts of interest and you should be aware that BNP Paribas and/or any of its affiliates may be long or short, for their own account or as agent, in investments, transactions or strategies referred to in this document or related products before the material is published to clients and that it may engage in transactions in a manner inconsistent with the views expressed in this document, either for their own account or for the account of their clients. Additionally, BNP Paribas may have acted as an investment banker or may have provided significant advice or investment services to companies or in relation to investments mentioned in this document. The information in this document is not intended for distribution to, or use by, any person or entity in any jurisdiction where (a) the distribution or use of such information would be contrary to law or regulations, or (b) BNP Paribas or a BNP Paribas affiliate would become subject to new or additional legal or regulatory requirements. Persons in possession of this document should inform themselves about possible legal restrictions and observe them accordingly.

This document is intended for, and is directed at, (a) Professional Clients and Eligible Counterparties as defined by the European Union Markets in Financial Instruments Directive ("MiFID"), and (b) where relevant, persons who have professional experience in matters relating to investments falling within Article 19(5) of the Financial Services and Markets Act 2000 (Financial Promotion) Order 2005, and at other persons to whom it may lawfully be communicated (together "Relevant Persons"). Any investment or investment activity to which this document relates is available only to and will be engaged in only with Relevant Persons. Any person who is not a Relevant Person should not act or rely on this document or its content.

This document is being communicated by BNP Paribas, a Limited Liability company incorporated in France. Registered Office: 16 boulevard des Italiens, 75009 Paris, France. 662 042 449 RCS Paris. BNP Paribas is lead supervised by the European Central Bank (ECB) and the French Autorité de Contrôle Prudentiel et de Résolution (ACPR). © BNP Paribas. All rights reserved.

For funds authorized for marketing in Switzerland or from Switzerland, prospectuses, key investor information documents, articles of association, annual or semi-annual reports can be obtained free of charge from the representative agent in Switzerland, BNP Paribas (Suisse) SA, 2, place de Hollande, CH-1204 Genève; Payment Agency services are provided by BNP Paribas Securities Services, Paris, Zurich branch, 16, Selnaustrasse, 8002 Zurich, Switzerland.

All information referred to in the present document is available at www.bnpparibas-am.com



Learn more
ABOUT

GLOBAL MARKETS

<https://aboutglobalmarkets.bnpparibas.com/>

