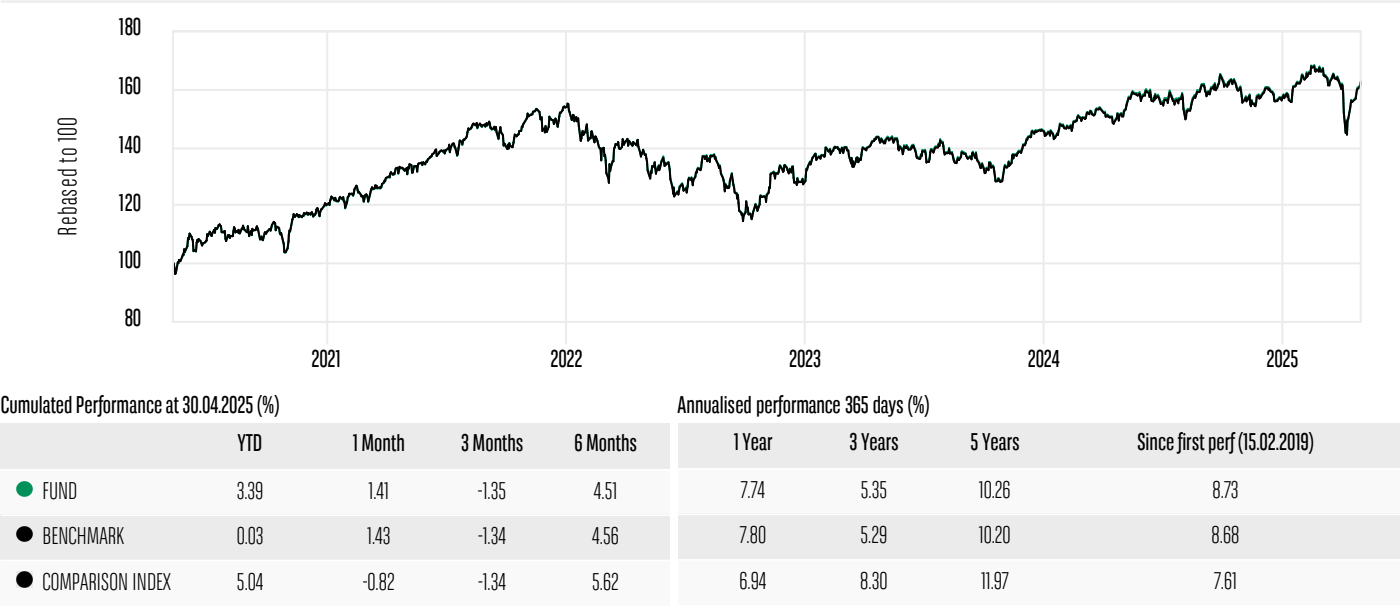




DASHBOARD AS AT 30.04.2025

Asset Class	Official Benchmark	No. of Holdings in benchmark	Fund Size (EUR millions)
Equity	MSCI Europe SRI S-Series PAB 5% Capped (EUR) NR	112	248
Trade currency	Comparison Index	SFDR Article	MSCI ESG Fund Rating
EUR	MSCI Europe (EUR) NR	8	AAA

PERFORMANCE (CUMULATIVE OVER 5 YEARS) (EUR) (NET)



Calendar Performance at 30.04.2025 (%)

	2024	2023	2022	2021	2020	2019	2018	2017	2016	2015
● FUND	7.71	14.60	-17.00	28.20	4.60	-	-	-	-	-
● BENCHMARK	7.69	14.58	-17.19	27.98	4.70	-	-	-	-	-
● COMPARISON INDEX	8.59	15.83	-9.49	25.13	-3.32	-	-	-	-	-

09/2019 - 12/2021: During this period, the benchmark index was MSCI Europe SRI S-Series 5% Capped (NTR).
Source: BNP Paribas Asset Management
The value of your investments may fluctuate. Past performance is no guarantee for future results.



HOLDINGS BENCHMARK: (In %)

Against Comparison Index			Against Comparison Index		
Main Holdings (%)			by Country (%)		
ASML HOLDING NV	2.99	+ 0.77	United Kingdom	16.64	- 2.09
LOREAL SA	2.44	+ 1.54	France	12.10	- 3.66
SCHNEIDER ELECTRIC	2.42	+ 1.34	Germany	8.88	- 6.53
ABB LTD N	2.27	+ 1.57	Switzerland	15.45	+ 0.21
ZURICH INSURANCE GROUP AG N	2.26	+ 1.38	Netherlands	8.03	+ 0.51
AXA SA	2.09	+ 1.38	Sweden	4.56	- 0.14
TERNA RETE ELETTRICA NAZIONALE	1.87	+ 1.75	Spain	3.96	- 0.66
RELX PLC	1.85	+ 0.99	Italy	8.59	+ 4.08
KONINKLIJKE AHOLD DELHAIZE NV	1.78	+ 1.46	Denmark	3.56	+ 0.09
MUENCHENER RUECKVERSICHERUNGS	1.77	+ 0.99	Finland	4.73	+ 3.17
No. of Holdings in Benchmark	112		Forex contracts	-	- 0.00
			Cash	-	- 0.01
			Other	13.50	+ 5.04
			Total	100.00	
Against Comparison Index			Against Comparison Index		
by Sector (%)			by Currency (%)		
Financials	25.20	+ 2.74	EUR	55.12	+ 2.67
Industrials	13.38	- 4.52	GBP	17.61	- 4.77
Health care	12.22	- 2.14	CHF	14.86	- 0.07
Consumer staples	14.05	+ 3.56	SEK	4.56	- 0.14
Consumer discretionary	7.94	- 0.54	DKK	3.56	+ 0.09
Information technology	2.99	- 4.04	USD	1.54	+ 0.40
Materials	9.22	+ 3.61	NOK	2.75	+ 1.82
Utilities	7.10	+ 2.71	Other	-	- 0.00
Communication services	5.23	+ 0.98	Total	100.00	
Real estate	2.66	+ 1.85			
Forex contracts	-	- 0.00			
Cash	-	- 0.01			
Other	-	- 4.22			
Total	100.00				

Source of data: BNP Paribas Asset Management, as at 30.04.2025.

The above mentioned securities are for illustrative purpose only and do not constitute any investment recommendation.

The data as shown in the factsheets are based on official accounting data and are based on trade date.



ESG global score
65.78

BNPPAM SUSTAINABLE INDICATORS

ESG CONTRIBUTION

	Environmental contrib.	Social contrib.	Governance contrib.
Portfolio	5.98	5.34	4.46

PORTFOLIO COVERAGE

	Coverage rate
ESG coverage	100.00 %

MSCI SUSTAINABILITY CHARACTERISTICS (AS AVAILABLE ON MSCI WEBSITE ON END OF PREVIOUS MONTH)

MSCI ESG Fund Rating	AAA		
MSCI Weighted Average Carbon Intensity (tons of CO ₂ e/\$M Sales)	33.46	MSCI Weighted Average Carbon Intensity Coverage	99.12%
MSCI ESG Quality Score (0-10)	8.95		

Total ESG score

BNPP AM's internal ESG scoring methodology determines an issuer's ESG score by evaluating performance vs. scoring peers on a narrow set of key ESG issues related to the environment (e.g. climate change), social issues (e.g. human resources management) and governance (e.g. independence and competence of directors). BNPP AM uses numerous research inputs and data sources (e.g. Sustainalytics, ISS & Trucost) to determine issuers' ESG scores. If the issuer's commitments and practices on a pillar of assessment (E, S or G) is better than scoring peers, it will receive a positive 'contribution' for this pillar. Each issuer is assigned a final score from 1 to 99 which is the result of 50 as a reference plus the sum of the contributions from each of the three pillars.

ESG Contribution

The ESG contributions are determined by BNP Paribas Asset Management's ESG analysts on the basis of detailed criteria to systematically evaluate companies' commitments and practices in the areas of environmental, social and governance. Each of the above contributions at the portfolio level, is the weighted average of the contributions of the individual portfolio holdings. Environmental Contribution (E) takes into account, among other things, climate change, environmental risk management, and the use of natural resources. Social Contribution (S) takes into account, among other things, human capital management, the quality of social dialogue, and the respect of diversity. Governance Contribution (G) takes into account, among other things, the transparency on executive compensation, the fight against corruption, and gender equality.

Portfolio Coverage

The coverage represents, within an Index replicated by the fund, the percentage of securities that have an ESG score or carbon footprint using BNPP AM's internal methodology which can be lower than the full coverage offered per the index provider

MSCI ESG Fund Rating

The MSCI ESG rating is calculated as a direct mapping of ESG Quality Scores to letter rating categories (e.g. AAA = 8.6-10). The ESG Ratings range from leader (AAA/AA), average (A, BBB, BB) to laggard (B, CCC).

MSCI Weighted Average Carbon Intensity

It measures a fund's exposure to carbon intensive companies. This figure represents the estimated greenhouse gas emissions per \$1 million in sales across the fund's holdings. This allows for comparisons between funds of different sizes.

MSCI Weighted Average Carbon Intensity Coverage

It is the percentage of the fund's holdings for which MSCI Carbon Intensity data is available. The MSCI Weighted Average Carbon Intensity metric is displayed for funds with any coverage. Funds with low coverage may not fully represent the fund's carbon characteristics given the lack of coverage.

MSCI ESG Quality Score (0-10)

The MSCI ESG Quality Score (0-10) for funds is calculated using the weighted average of the ESG scores of fund holdings. The Score also considers ESG rating trend of holdings and the fund exposure to holdings in the laggard category. MSCI rates underlying holdings according to their exposure to industry specific ESG risks and their ability to manage those risks relative to peers.

For more information on ESG indicators, please refer to BNPP AM's webpage : <https://www.bnpparibas-am.com/en/esg-scoring-framework/> & <https://www.bnpparibas-am.com/en/measuring-carbon-footprints/>

For more detailed information on our sustainability documents, please refer to BNPP AM's webpage : <https://www.bnpparibas-am.com/en/sustainability-documents/>



Label(s)




The fund has received recognition from the Belgian Central Labeling Agency in the form of Towards Sustainability Label. The Towards Sustainability label helps all types of retail and institutional investors looking for more sustainable savings and investment solutions. Which in its turn encourages financial institutions to offer a diverse and high-quality range of sustainable products. For more information on the label, visit the website: www.towardssustainability.be



The fund has been awarded the French Label ISR. The main ambition of the Socially Responsible Investment (SRI) Label supported by the public authorities is to distinguish between investment funds invested in issuers whose strategy and management practices meet the challenges of sustainable development. For more information on the label, visit the website: <https://www.lalabelisr.fr/>



The fund has been awarded the FNG-Label. The FNG-Label is the quality standard for sustainable investments in the German-speaking countries. Further information on the FNG-Label: www.fng-siegel.org

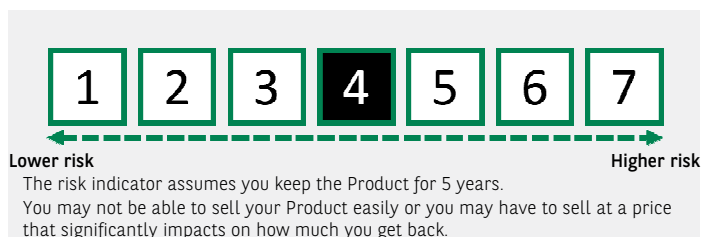


The fund has been awarded the Austrian Ecolabel. This label provides the general public with information on the environmental impact of consumer goods that arises from their production, usage and disposal and attracts the attention of consumers to alternative environmentally friendly products. For more information on the label, visit the website: <https://www.umweltzeichen.at/en/products/s>



RISK

Risk Indicator



Risk Analysis

Fund

Volatility	9.70
Ex-post Tracking Error	0.10
Tracking Error Official Benchmark / Comparison Index	4.13
Sharpe Ratio	0.28
Period: 1 year. Frequency: weekly	

The summary risk indicator is a guide to the level of risk of this Product compared to other Products. It shows how likely it is that the Product will lose money

We have classified this Product as 4 out of 7, which is a medium risk class.

The risk category is justified by the investment mainly in stocks and shares, the value of which can fluctuate considerably. These fluctuations are often amplified in the short term.

Be aware of currency risk. If the currency of your account is different from the currency of this Product, the payments you will get depend on the exchange rate between the two currencies. This risk is not considered in the indicator shown above.

Other risks materially relevant to the Product not included in the summary risk indicator:

- **Operational risk:** in the event of an operational breakdown within the management company, one of its representatives or the depositary, investors could face various disruptions (late payment, delivery etc.).

For additional details regarding the risks, please refer to the prospectus.

This Product does not include any protection from future market performance so you could lose some or all of your investment.

DETAILS

Fees

Maximum Subscription Fee	3.00%
Maximum Redemption Fee (03.05.25)	3.00%
Maximum conversion Fees	0.00%
Real Ongoing Charges (31.12.24)	0.25%
Maximum Management Fees	0.13%

Index data as of 30.04.2025

Name	MSCI Europe SRI S-Series PAB 5% Capped (EUR) NR
Bloomberg Code	M7CXBRM
Reuters code	.MEEU000ORNEU

Codes

ISIN Code	LU1753045332	
Quotation	Bloomberg Code	Reuters code
iNAV	IRSIE	N/A
Euronext Paris	SRIEC FP	LU1753045332.LUF

Key Figures (EUR)

NAV	33.63
Fund Size (Euro millions)	248.10

Characteristics

Legal form	Sub-fund of SICAV BNP PARIBAS EASY Luxembourg domicile
Dealing Deadline	15:00 CET STP (15:00 CET NON STP)
Recommended Investment Horizon	5 years
Benchmark	MSCI Europe SRI S-Series PAB 5% Capped (EUR) NR
Domicile	Luxembourg
Launch Date	15.02.2019
Fund Manager(s)	Jean Claude LEVEQUE
Management Company	BNP PARIBAS ASSET MANAGEMENT Luxembourg
Delegated Manager	BNP PARIBAS ASSET MANAGEMENT Europe
Custodian	BNP PARIBAS, Luxembourg Branch
Base Currency	EUR
SFDR article	Article 8 - Promotion of environmental or social characteristics

INDEX DESCRIPTION:



The Index is composed of European companies selected on the basis of a minimum Environmental, Social and Corporate Governance (ESG) rating (environmental opportunity, pollution and waste, human capital, corporate governance, etc.) and based on their efforts to reduce their exposure to coal and unconventional fossil fuels. It implements a cap that limits a company's maximum weight within the Index to 5% on each rebalancing date. In addition, the index aims to comply with the Paris Aligned Benchmark (PAB) targets of reducing carbon intensity by at least 50% relative to the initial investment universe and achieving an additional decarbonisation target of 7% each year. As a result, companies involved in sectors with a potentially high negative ESG impact, those subject to significant violations of the UN Global Compact principles and those involved in severe ESG-related controversies are excluded from the Index. The type of approach used here is Best-in-class (Best-in-class approach identifies leaders in each sector based on the best ESG practices, while avoiding those that present high levels of risk and do not comply with minimum ESG standards according to the Index administrator and its specialised partners). The extra-financial strategy of the Index, carried out at each step of the investment process, may comprise methodological limitations such as the risk related to ESG investment or the Index rebalancing. Further information on the Index, its composition, calculation and rules for periodical review and rebalancing and on the general methodology behind the MSCI indices can be found on www.msci.com. The Comparison Index is the MSCI Europe (EUR) NR



GLOSSARY

Equity Risk

Equity risk is "the financial risk associated with owning shares in a particular investment." Equity risk often refers to equity in companies through the purchase of shares, and generally does not refer to the risk of real estate payments or the build-up of assets in properties.

Sharpe ratio

A measure for calculating risk-adjusted return. It indicates the return earned in excess of the risk-free rate per unit of risk. It is calculated by dividing the difference between the return and the risk-free rate by the standard deviation of the return on the investment. The Sharpe ratio indicates whether the excess return was obtained thanks to good investment management or by taking additional risk. The higher the ratio, the better the risk-adjusted return.

Tracking Error

The tracking error measures the volatility of a portfolio's relative return in relation to its benchmark index.

Volatility

An asset's volatility is the standard deviation of its return. As a measure of dispersion, it evaluates the uncertainty of asset prices, which is often equated to their risk. Volatility can be calculated ex post (retrospectively) or estimated ex ante (anticipatively).

A glossary of financial terms appearing on this document can be found at <https://www.bnpparibas-am.com/en-nl/>

DISCLAIMER

This material is issued and has been prepared by BNP Paribas Asset Management Europe, Netherlands Branch (address: P.O. Box 71770, 1008 DG Amsterdam) ("BNPP AM NED"), a Dutch (asset) management company authorised by the Autoriteit Financiële Markten ("AFM") to perform the activities of the management company in the Netherlands, on the basis of the passported licence as provided by the L'Autorité des marchés financiers ("AMF") to BNP Paribas Asset Management Europe, registered with the AFM. It contains opinions and statistical data that are considered lawful and correct on the day of their publication according to the economic and financial environment at the time.

This material is produced for information purposes only and does not constitute:

1. an offer or invitation to buy nor a solicitation to sell any security or financial instrument mentioned in this material, or
2. (personalised) investment advice.

The fund is registered with the AFM pursuant to the Act on financial supervision. For this product a prospectus and a Key Information Document (KID) have been drawn up about the product, the costs and the risks. Ask for it, read it and consult the financial instrument(s)' most recent financial reports before you buy the product. The prospectus, KID and information about the product can be obtained via BNP Paribas Asset Management Europe, Netherlands Branch, Client Service, P.O. Box 71770, 1008 DG Amsterdam and via <https://www.bnpparibas-am.com/en-nl/>.

The value of your investments may fluctuate. Past performance is no guarantee for future returns. It is possible that your investment will increase in value. It is also possible, however, that your investment will generate little or no income and that, if the asset price performs poorly, you will lose some or all of your initial outlay. All products are subject to purchase and sales charges.

All information referred to in the present document is available on www.bnpparibas-am.com

Disclaimer Morningstar: Copyright © 2024 Morningstar, Inc. All Rights Reserved. The overall star rating for each fund is based on a weighted average of the number of stars assigned to it in the three-, five-, and 10-year rating periods. Morningstar stars rank from 1 to 5, with the top ranking being 5 stars. The information contained herein: (1) is proprietary to Morningstar and/or its content providers; (2) may not be copied or distributed; and (3) is not warranted to be accurate, complete or timely. Neither Morningstar nor its content providers are responsible for any damages or losses arising from any use of this information. Past performance is no guarantee of future results.

Index disclaimer

The funds or securities referred to herein are not sponsored, endorsed, or promoted by MSCI, and MSCI bears no liability with respect to any such funds or securities or any index on which such funds or securities are based. The Prospectus contains a more detailed description of the limited relationship MSCI has with BNP Paribas Asset Management and any related funds.

