


For professional investors

# BNP PARIBAS EASY ETF & INDEX FUNDS RANGE



Marketing Communication  
January 2023






**BNP PARIBAS**  
ASSET MANAGEMENT

The sustainable  
investor for a  
changing world

BNP PARIBAS EASY


ETF & INDEX FUNDS RANGE

ETF & INDEX FUNDS RANGE	Dividend Policy	ISIN <sup>1</sup>	ETF Bloomberg Ticker				Passporting Countries	Listing Places	Trading Currency <sup>3</sup>	Replication Method	SFDR Category <sup>4</sup>	OCR <sup>5</sup> 30.12.2022	Assets as of 30.12.2022 (M€)	SRRI <sup>6</sup>	
EQUITIES															
SRI (SOCIALLY RESPONSIBLE INVESTMENT)															
MSCI Europe SRI S-Series PAB 5% Capped	<div>Index Fund available</div>	Distributing	LU1753045415	SRIE FP, ZSRI GY, SRIE IM	✓	✓	✓	AT, DE, ES, FR, IE, IT, LU, NL	Euronext Paris, Xetra, Borsa Italiana	EUR	Physical	8	0.25%	1 434	6
	Accumulating	LU1753045332	SRIEC FP, ASRR GY, SRIEC MM	AT, CL, DE, ES, FR, IE, IT2, LU, NL				Euronext Paris, Xetra, BMV (Mexico)	6						
MSCI Europe Small Caps SRI S-Series PAB 5% Capped	<div>Index Fund available</div>	Accumulating	LU1291101555	EESM FP, EESM GY, EESM IM				AT, DE, ES, FI, FR, IE, IT², LU, NL, SE	Euronext Paris, Xetra, Borsa Italiana	EUR	Synthetic	8	0.25%	184	6
MSCI EMU SRI S-Series PAB 5% Capped	<div>Index Fund available</div>	Accumulating	LU1953137681	MUSRI FP, EMUS GY, MUSRI IM	✓	✓	✓	AT, CL, DE, ES, FI, FR, IE, IT², LU, NL, SE	Euronext Paris, Xetra, Borsa Italiana	EUR	Physical	8	0.25%	606	6
	Accumulating	LU1291103338	EKLD FP, EKLD GY, EKLD MM	AT, CL, CZ, DE, FR, IE, IT², LU, NL				Euronext Paris, Xetra, BMV (Mexico)	6						
MSCI USA SRI S-Series PAB 5% Capped	<div>Index Fund available</div>	Distributing	LU1659681669	EKUS FP, EKUS GY, EKUS IM	✓	✓	✓	AT, DE, ES, FR, IE, IT, LU, NL	Euronext Paris, Xetra, Borsa Italiana	EUR	Physical	8	0.25%	3 222	6
	Accumulating	LU1659681586	EKLDG FP, ZSRM GY	AT, DE, ES, FR, IE, IT², LU, NL				Euronext Paris, Xetra	6						
MSCI Japan SRI S-Series PAB 5% Capped	<div>Index Fund available</div>	Distributing	LU1753045928	SRIJ FP, JSRI GY, SRIJ IM	✓	✓	✓	AT, DE, ES, FR, IE, IT, LU, NL	Euronext Paris, Xetra, Borsa Italiana	EUR	Physical	8	0.25%	846	6
	Accumulating	LU1753045845	SRIJC FP, QUEJ GY, SRIJC MM	AT, CL, DE, ES, FR, IE, IT², LU, NL				Euronext Paris, Xetra, BMV (Mexico)	6						
MSCI China Select SRI S-Series 10% Capped	<div>Index Fund available</div>	Accumulating	LU2314312922	CHINA FP, 9WIA GY	✓	✓	✓	AT, DE, FR, IT², LU, NL, ES	Euronext Paris, Xetra	USD	Physical	8	0.30%	151	7
	Accumulating	LU2314312849	CHINE FP, 9WI GY, CHINE IM	AT, DE, FR, IT, LU, NL, ES				Euronext Paris, Xetra, Borsa Italiana	EUR						7
MSCI Emerging SRI S-Series PAB 5% Capped	<div>Index Fund available</div>	Accumulating	LU1291098314	EMSR FP, ESRI GY, EMSR MM	✓	✓		AT, CL, DE, FR, IE, IT², LU, NL	Euronext Paris, Xetra, BMV (Mexico)	USD	Synthetic	8	0.30%	798	6
	Distributing	LU1659681313	EISR FP, EISR GY, EISR IM	AT, DE, ES, FR, IE, IT, LU, NL				Euronext Paris, Xetra, Borsa Italiana	6						
	Accumulating	LU1659681230	EMIS FP, ZSRN GY	AT, DE, FR, IE, IT², LU, NL				Euronext Paris, Xetra	EUR						6
MSCI World SRI S-Series PAB 5% Capped	<div>Index Fund available</div>	Accumulating	LU1291108642	EWRD FP, EWRD GY, EWRD MM	✓	✓	✓	AT, DE, ES, FI, FR, IE, IT², LU, NL, NO, SE	Euronext Paris, Xetra, BMV (Mexico)	USD	Physical	8	0.25%	1 035	6
	Accumulating	LU1615092217	EMWE FP, EMWE GY, EMWE IM	AT, DE, ES, FR, GB, IE, IT², LU				Euronext Paris, Xetra, Borsa Italiana	EUR						6
ESG MIN TRACKING ERROR (TE)															
MSCI Europe ESG Filtered Min TE	<div>Index Fund available</div>	Accumulating	LU1291099718	EEUE FP, EEUX GY, EEUE IM	✓			AT, CL, DE, ES, FI, FR, IT², LU, NL, SE	Euronext Paris, Xetra, Borsa Italiana	EUR	Physical	8	0.15%	337	6
MSCI EMU ESG Filtered Min TE	<div>Index Fund available</div>	Accumulating	LU1291098827	EEMU FP, EMUX GY, EEMU IM	✓			AT, DE, ES, FI, FR, IT², LU, NL, SE	Euronext Paris, Xetra, Borsa Italiana	EUR	Physical	8	0.15%	154	6
MSCI North America ESG Filtered Min TE	<div>Index Fund available</div>	Accumulating	LU1291104575	ENAM FP, ENOA GY, ENAM IM	✓			AT, DE, ES, FI, FR, GB, IT, LU, NL, SE	Euronext Paris, Xetra, Borsa Italiana	EUR	Physical	8	0.15%	393	6
MSCI Pacific ex Japan ESG Filtered Min TE	<div>Index Fund available</div>	Accumulating	LU1291106356	EPEJ FP, PAC GY, EPEJ IM	✓			AT, DE, ES, FI, FR, GB, IT, LU, NL, SE	Euronext Paris, Xetra, Borsa Italiana	EUR	Physical	8	0.15%	101	6
MSCI Japan ESG Filtered Min TE	<div>Index Fund available</div>	Accumulating	LU1291102447	EJAP FP, EJAP GY	✓			AT, DE, ES, FI, FR, GB, IT², LU, NL, SE	Euronext Paris, Xetra	EUR	Physical	8	0.15%	495	6
	LU1481203070		EIAH FP, EIAH GY, EIAH IM	AT, DE, ES, FR, IT, LU				Euronext Paris, Xetra, Borsa Italiana	EUR Hedged						6
MSCI Emerging ESG Filtered Min TE	<div>Index Fund available</div>	Accumulating	LU1291097779	EEMK FP, EMKX GY, EEMK IM				AT, DE, ES, FI, FR, GB, IT, LU, NL, SE	Euronext Paris, Xetra, Borsa Italiana	EUR	Synthetic	8	0.25%	114	6
MSCI World ESG Filtered Min TE		Accumulating	LU2446380235	WEMTE FP, ASRW GY	✓			AT, DE, ES, FR, IT², LU, NL, GB	Euronext Paris, Xetra	USD	Physical	8	0.15%	50	6
			LU2446383171	WEMT2 FP, ASRY GY, WEMT2 IM				AT, DE, ES, FR, IT², LU, NL, GB	Euronext Paris, Xetra, Borsa Italiana						EUR
ESG (ENVIRONNEMENT, SOCIAL, GOUVERNANCE)															
CAC 40 ESG		Distributing	FR0010150458	E40 FP, XEYX GY	✓			DE, FR	Euronext Paris, Xetra	EUR	Physical	8	0.25%	148	6
ESG THEMATIC															
Low Carbon 100 Eurozone PAB	<div>Index Fund available</div>	Accumulating	LU2194448267	LCEZ FP, LCDE GY, LCEUZ IM	✓	✓	✓	AT, DE, ES, FR, IT², LU, NL	Euronext Paris, Xetra, Borsa Italiana	EUR	Physical	8	0.30%	6	6
Low Carbon 100 Europe PAB		Accumulating	LU1377382368	ECN FP, LCEU GY, LCEU SE, LCEU IM	✓	✓	✓	AT, CH, DE, ES, FR, GB, IE, IT, LU, NL	Euronext Paris, Xetra, SIX Swiss Exchange, Borsa Italiana	EUR	Physical	8	0.30%	652	6
Low Carbon 300 World PAB	<div>Index Fund available</div>	Accumulating	LU2194449075	LCWLD FP, LOWD GY, LCWLD IM	✓	✓	✓	AT, DE, FR, IT, LU, NL, ES	Euronext Paris, Xetra, Borsa Italiana	EUR	Physical	8	0.30%	15	6
ESG Eurozone Biodiversity Leaders PAB	<div>Index Fund available</div>	Accumulating	LU2446381555	BIODV FP, ASRV GY, BIODV IM	✓			AT, DE, DK, ES, FI, FR, IT², LU, NL, SE	Euronext Paris, Xetra, Borsa Italiana	EUR	Physical	8	0.35%	51	6
FTSE EPRA Nareit Developed Europe ex UK Green CTB	<div>Index Fund available</div>	Accumulating	LU2008763935	GREAL FP, EEPG GY, GREAL IM		✓		AT, DE, ES, FR, IE, IT², LU, NL	Euronext Paris, Xetra, Borsa Italiana	EUR	Physical	8	0.40%	250	6
FTSE EPRA Nareit Global Developed Green CTB	<div>Index Fund available</div>	Accumulating	LU2365458905	GRCTB FP, ASRM GY, GRCTB IM		✓		AT, DE, FR, IT², LU, NL, ES	Euronext Paris, Xetra, Borsa Italiana	EUR	Physical	8	0.40%	55	6
ECPI Circular Economy Leaders	<div>Index Fund available</div>	Accumulating	LU1953136527	REUSE FP, EMEC GY, REUSE IM, REUSEN MM	✓	✓		AT, DE, ES, FR, IE, IT, LU, NL	Euronext Paris, Xetra, Borsa Italiana, BMV (Mexico)	EUR	Physical	8	0.30%	627	6
ECPI Global ESG Infrastructure	<div>Index Fund available</div>	Accumulating	LU1291109293	ENG FP, XUG1 GY, EENG IM	✓	✓		AT, DE, ES, FR, IE, IT, LU, NL	Euronext Paris, Xetra, Borsa Italiana	EUR	Physical	8	0.30%	260	6
ECPI Global ESG Blue Economy	<div>Index Fund available</div>	Accumulating	LU2194447293	BLUE FP, BJLE GY, OCEAN IM		✓		AT, DE, DK, ES, FI, FR, GB, IT, LU, NL, SE	Euronext Paris, Xetra, Borsa Italiana	EUR	Physical	8	0.30%	236	6
ECPI Global ESG Hydrogen Economy	<div>Index Fund available</div>	Accumulating	LU2365458145	HYDRO FP, ASRS GY, HYDESG IM		✓		AT, DE, ES, FR, IT², LU, NL	Euronext Paris, Xetra, Borsa Italiana	EUR	Physical	8	0.30%	56	6
ECPI Global ESG Med Tech	<div>Index Fund available</div>	Accumulating	LU2365457410	MEDTE FP, ASRP GY, MEDTE IM		✓		AT, DE, FR, IT², LU, NL, ES	Euronext Paris, Xetra, Borsa Italiana	EUR	Physical	8	0.30%	49	6
ESG SMART BETA BY BNP PARIBAS															
ESG Growth Europe	<div>Index Fund available</div>	Accumulating	LU2244387887	EGRO FP, EGRE GY, EGRO IM				DE, FR, IT, LU, NL	Euronext Paris, Xetra, Borsa Italiana	EUR	Synthetic	8	0.30%	1	6
ESG Low Vol Europe		Accumulating	LU1377381717	EVOE FP, VLEU GY, EVOE SE, EVOE IM				AT, CH, CZ, DE, ES, FI, FR, GB, IT, LU, NL, NO, SE	Euronext Paris, Xetra, SIX Swiss Exchange, Borsa Italiana	EUR	Synthetic	8	0.30%	92	6
		Distributing	LU1481201025	VLED FP, VLED GY, VLED SE				CH, DE, FR, LU	Euronext Paris, Xetra, SIX Swiss Exchange						6
ESG Low Vol US		Accumulating	LU1377381980	EVOU FP, VLUS GY, EVOU SE, EVOU IM				AT, CH, CZ, DE, FI, FR, GB, IT, LU, NO, SE	Euronext Paris, Xetra, SIX Swiss Exchange, Borsa Italiana	EUR	Synthetic	8	0.30%	11	6
		Distributing	LU1481201298	VLUD FP, VLUD GY, VLUD SE				CH, DE, FR, LU	Euronext Paris, Xetra, SIX Swiss Exchange						6
		Accumulating	LU1481201371	VLUU GY, VLUU SE				CH, CZ, DE, LU	Xetra, SIX Swiss Exchange						USD
ESG Momentum Europe		Accumulating	LU1377382012	EMOM FP, MOEU GY, EMOM SE, EMOM IM				AT, CH, DE, FI, FR, GB, IT, LU, NO, SE	Euronext Paris, Xetra, SIX Swiss Exchange, Borsa Italiana	EUR	Synthetic	8	0.30%	2	6
		Distributing	LU1481201538	MOED FP, MOED GY, MOED SE				CH, DE, FR, LU	Euronext Paris, Xetra, SIX Swiss Exchange						6
ESG Quality Europe		Accumulating	LU1377382103	EQUA FP, QUEU GY, EQUA SE, EQUA IM				AT, CH, DE, FI, FR, GB, IT, LU, NO, SE	Euronext Paris, Xetra, SIX Swiss Exchange, Borsa Italiana	EUR	Synthetic	8	0.30%	86	6
		Distributing	LU1481201611	QUED FP, QUED GY, QUED SE				CH, DE, FR, LU	Euronext Paris, Xetra, SIX Swiss Exchange						6
ESG Value Europe		Accumulating	LU1377382285	EVAE FP, VALU GY,EVAE SE, EVAE IM				AT, CH, DE, FI, FR, GB, IT, LU, NO, SE	Euronext Paris, Xetra, SIX Swiss Exchange, Borsa Italiana	EUR	Synthetic	8	0.30%	90	6
		Distributing	LU1481201702	VALD FP, VALD GY, VALD SE				CH, DE, FR, LU	Euronext Paris, Xetra, SIX Swiss Exchange						6
ESG Dividend Europe		Accumulating	LU1615090864	EDEU FP, EDEU GY, EDEU SE				AT, CH, DE, FI, FR, GB, IT², LU, NO, SE	Euronext Paris, Xetra, SIX Swiss Exchange	EUR	Synthetic	8	0.30%	12	6

Investors should ensure that they are fully informed about the sub-funds, classes and sub-classes of shares that are authorized to be marketed in their country of residence and the constraints applicable in each of these countries.

- 1 If the ISIN code of the ETF begins with “FR” then the ETF is a SICAV or a FCP operating under French Law and is compliant with the European Directive 2009/65/EC as amended by the 2014/91/UE European Directive (UCITS V).  
If the ISIN code of the ETF begins with “LU”, the ETF is part of a SICAV operating under the Luxemburg Law and is compliant with the European Directive 2009/65/EC as amended by the 2014/91/UE European Directive (UCITS V).
- 2 The share is registered in this country for Professional Investors only.
- 3 Investors are exposed to the currency risk when investing in an ETF that has a trading currency different from their local currency and/or different from the underlying index and/or if the underlying index includes securities labelled in different currencies from the ETF one.
- 4 SFDR: Sustainable Finance Disclosures Regulation. Regulation 2019/2088 of the European Parliament and of the Council of 27 November 2019 on sustainability-related disclosures in the financial services sector. Article 9 - products with sustainable investment objective; Article 8 - products promoting environmental or social characteristics; Article 6 - products not classified Art 9 nor Art 8.
- 5 Source: BNP Paribas Asset Management. These are the ongoing charges known at the date mentioned in the table. It is advisable to refer to the most recent prospectus for obtaining current management fees. Subscription and redemption fees indicate a maximum for subscriptions / redemptions in cash on the primary market for authorised participants. In some cases, you may pay less. The investor can get from his advisor or financial intermediary the actual amount of subscription and redemption fees. Conditions applicable to purchases and sales on the secondary market are those applicable to this market and of your intermediary. Redemption or subscription fees should not be applied to you. Intermediation fees you may pay depend on the intermediary (execution, custody...).

- 6 The synthetic risk indicator is determined on a scale from 1 to 7 (7 being the highest risk level). It is subject to a periodical computation and can consequently change over time. We invite you to consult regularly the KIID.






The index funds available for the concerned index do not have the same features (ISIN code, Bloomberg ticker, OCR...) as the ETF share classes. For a complete description and definition of risks, please consult the last available prospectus and KIID of the funds that can be downloaded free of charges from our website: [www.easy.bnpparibas.lu](http://www.easy.bnpparibas.lu)

-  French SRI Label
-  Towards Sustainability Label
-  FNG Label

Mutual funds with the FNG-Label meet the quality standard developed by Forum Nachhaltige Geldanlagen e.V. (FNG) for sustainable investments in the German-speaking countries. Successfully certified funds pursue a stringent and transparent sustainability approach, the application of which has been checked by the independent Auditor University of Hamburg. [www.fng](http://www.fng-siegel.org)

BNP PARIBAS EASY

ETF & INDEX FUNDS RANGE

BNP PARIBAS EASY	ETF & INDEX FUNDS RANGE	Dividend Policy	ISIN <sup>1</sup>	ETF Bloomberg Ticker				Passporting Countries	Listing Places	Trading Currency <sup>3</sup>	Replication Method	SFDR Category <sup>4</sup>	OCR <sup>5</sup> 30.12.2022	Assets as of 30.12.2022 (M€)	SRRI <sup>6</sup>	UCITS ETF	
	NON ESG EQUITIES																
	STOXX Europe 600	Accumulating	FR0011550193	ETZ FP, ETSZ GY, ETZ SE				AT, CH, CZ, DE, FR, IT <sup>2</sup> , LU	Euronext Paris, Xetra, SIX Swiss Exchange	EUR	Synthetic	6	0.20%	731	6		
		Distributing	FR0011550672	ETZD FP, ETSA GY, ETZD SE					CH, DE, FR								Euronext Paris, Xetra, SIX Swiss Exchange
	EURO STOXX 50	Accumulating	FR0012739431	ETDD FP, ETDD GY, ETDD SE				CH, CZ, DE, FR, IT <sup>2</sup> , LU	Euronext Paris, Xetra, SIX Swiss Exchange	EUR	Physical	6	0.18%	525	6		
		Distributing	FR0012740983	ETBB FP, ETBB GY, ETBB SE					AT, CH, DE, FR								Euronext Paris, Xetra, SIX Swiss Exchange
	S&P 500	Accumulating	FR0011550185	ESE FP, ESEE GY, ESE SE, ESEE IM				AT, CH, DE, ES, FR, IT	Euronext Paris, Xetra, SIX Swiss Exchange, Borsa Italiana	EUR	Synthetic	6	0.15%	3 828	6		
		Accumulating	FR0011550177	ESD FP, ESD SE, ESAP GY, ESDN MM					AT, CH, DE, ES, FR, IT <sup>2</sup> , LU								Euronext Paris, SIX Swiss Exchange, Xetra, BMV (Mexico)
		Distributing	FR0011550680	ESDD FP, ESEA GY, ESDD SE					AT, CH, DE, FR	Euronext Paris, Xetra, SIX Swiss Exchange							USD
		Accumulating	FR0013041530	ESEH FP, ESEH GY, ESEH SE, ESEH IM					AT, CH, CZ, DE, ES, FR, IT, LU	Euronext Paris, Xetra, SIX Swiss Exchange, Borsa Italiana							
LISTED REAL ESTATE																	
FTSE EPRA/Nareit Eurozone Capped	Distributing	LU0192223062	EEE FP, EEEG GY, EEEG SE				AT, CH, DE, FR, LU, NL, SN <sup>2</sup>	Euronext Paris, Xetra, Six Swiss Exchange	EUR	Physical	6	0.40%	188	6			
	Accumulating	LU0950381748	EEA FP, EEA IM, EEA GY, EEEA SE					AT, CH, CZ, DE, ES, FR, IT, LU, SN <sup>2</sup>							Euronext Paris, Xetra, Borsa Italiana, Six Swiss Exchange		
FTSE EPRA/ Nareit Developed Europe	Distributing	LU1291091228	EEP FP, EEP GY, EEPP SE				AT, CH, DE, FR, IT <sup>2</sup> , LU, NL	Euronext Paris, Xetra, Six Swiss Exchange	EUR	Physical	6	0.40%	58	6			
	Distributing	LU1859445063	EEEH FP, EEEH SE, ZSRL GY					AT, CH, DE, FR, IT <sup>2</sup> , LU, NL							Euronext Paris, Six Swiss Exchange, Xetra	EUR Hedged	
FIXED INCOME																	
ESG FIXED INCOME																	
ESG GOVERNMENT BONDS																	
JPM ESG EMU Government Bond IG		Accumulating	LU1481202692	JBEM FP, JBEM GY, JBEM IM		✓		AT, DE, ES, FR, IE, IT <sup>2</sup> , LU, NL	Euronext Paris, Xetra, Borsa Italiana	EUR	Physical	8	0.15%	828	3		
JPM ESG EMU Government Bond IG 3-5Y		Accumulating	LU2244387457	GEMU FP, ASRE GY, GEMU IM		✓		AT, DE, ES, FR, IT, LU, NL	Euronext Paris, Xetra, Borsa Italiana	EUR	Physical	8	0.15%	1 172	3		
JPM ESG EMBI Global Diversified Composite		Accumulating	LU1547515053	EMBI FP, ASRC GY				AT, CL, DE, ES, FR, GB, IT <sup>2</sup> , LU, NL	Euronext Paris, Xetra	USD	Physical	8	0.25%	792	4		
		Accumulating	LU1547515137	EMBH FP, ASRD GY, ASRD IM				AT, DE, ES, FR, GB, IE, IT, LU, NL	Euronext Paris, Xetra, Borsa Italiana	EUR Hedged							
SRI CORPORATE BONDS																	
€ Corp Bond SRI PAB		Accumulating	LU1859444769	SRIC FP, ASRI GY, SRIC IM	✓	✓	✓	AT, CZ, DE, DK, ES, FI, FR, GB, IE, IT, LU, NL, SE, SG <sup>2</sup>	Euronext Paris, Xetra, Borsa Italiana	EUR	Physical	8	0.20%	2 224	4		
		Distributing	LU1953136287	SRICD FP, ASRT GY				LU, SN <sup>2</sup> , NL, FR, ES, DE, AT, IT <sup>2</sup>	Euronext Paris, Xetra								
€ Corp Bond SRI PAB 1-3Y		Distributing	LU2008760592	SRIC3 FP, ASR3 GY, SRIC3 IM	✓	✓	✓	AT, DE, ES, FR, IE, IT <sup>2</sup> , LU, NL	Euronext Paris, Xetra, Borsa Italiana	EUR	Physical	8	0.20%	1 218	3		
€ Corp Bond SRI PAB 3-5Y		Distributing	LU2008761053	SRIC5 FP, ASR5 GY, SRIC5 IM	✓	✓	✓	AT, DE, ES, FR, IE, IT <sup>2</sup> , LU, NL	Euronext Paris, Xetra, Borsa Italiana	EUR	Physical	8	0.20%	862	3		
€ High Yield SRI Fossil Free		Accumulating	LU2244386053	HYSRI FP, ASRF GY, HYSRI IM	✓	✓	✓	AT, DE, ES, FR, IT, LU, NL	Euronext Paris, Xetra, Borsa Italiana	EUR	Physical	8	0.25%	189	4		
		Distributing	LU2244386137	HSRID FP, ASRG GY, HSRID IM				AT, DE, ES, FR, IT, LU, NL	Euronext Paris, Xetra, Borsa Italiana								
GREEN BONDS																	
JPM ESG Green Social & Sustainability IG EUR Bond		Accumulating	LU2365458814	GSSBD FP, ASRQ GY, ELEGSS IM		✓		AT, DE, ES, FR, IT <sup>2</sup> , LU, NL	Euronext Paris, Xetra, Borsa Italiana	EUR	Physical	9	0.25%	247	4		
		Distributing	LU2365458731	GSSBO FP, ASRN GY				AT, DE, ES, FR, IT <sup>2</sup> , LU, NL	Euronext Paris, Xetra								
COMMODITIES																	
Energy & Metals Enhanced Roll		Accumulating	LU1291109533	GSCU FP, GSCU SE				AT, CH, DE, FR, LU, NL	Euronext Paris, SIX Swiss Exchange	USD	Synthetic	6	0.38%	604	6		
		Accumulating	LU1291109616	GSDE GY, GSCE NA, GSCE IM, GSCE SE				AT, CH, DE, ES, FR, GB, IT <sup>2</sup> , LU, NL	Euronext Amsterdam, Xetra, Borsa Italiana, SIX Swiss Exchange	EUR							
		Accumulating	LU1547516291	EMEH FP, EMEH GY, EMEH SE				AT, CH, DE, FR, LU	Euronext Paris, Xetra, SIX Swiss Exchange	EUR Hedged							

Investors should ensure that they are fully informed about the sub-funds, classes and sub-classes of shares that are authorized to be marketed in their country of residence and the constraints applicable in each of these countries.

1 If, the ISIN code of the ETF begins with “FR” then the ETF is a SICAV or a FCP operating under French Law and is compliant with the European Directive 2009/65/EC as amended by the 2014/91/UE European Directive (UCITS V).

If, the ISIN code of the ETF begins with “LU”, the ETF is part of a SICAV operating under the Luxemburg Law and is compliant with the European Directive 2009/65/EC as amended by the 2014/91/UE European Directive (UCITS V).


2 The share is registered in this country for Professional Investors only.

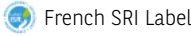
3 Investors are exposed to the currency risk when investing in an ETF that has a trading currency different from their local currency and/or different from the underlying index and/or if the underlying index includes securities labelled in different currencies from the ETF one.

4 SFDR: Sustainable Finance Disclosures Regulation. Regulation 2019/2088 of the European Parliament and of the Council of 27 November 2019 on sustainability-related disclosures in the financial services sector. Article 9 - products with sustainable investment objective; Article 8 - products promoting environmental or social characteristics; Article 6 - products not classified Art 9 nor Art 8.

5 Source: BNP Paribas Asset Management. These are the ongoing charges known at the date mentioned in the table. It is advisable to refer to the most recent prospectus for obtaining current management fees. Subscription and redemption fees indicate a maximum for subscriptions / redemptions in cash on the primary market for authorised participants. In some cases, you may pay less. The investor can get from his advisor or financial intermediary the actual amount of subscription and redemption fees. Conditions applicable to purchases and sales on the secondary market are those applicable to this market and of your intermediary. Redemption or subscription fees should not be applied to you. Intermediation fees you may pay depend on the intermediary (execution, custody...).

6 The synthetic risk indicator is determined on a scale from 1 to 7 (7 being the highest risk level). It is subject to a periodical computation and can consequently,change over time. We invite you to consult regularly the KIID.

 The index funds available for the concerned index do not have the same features (ISIN code, Bloomberg ticker, OCR...) as the ETF share classes. For a complete description and definition of risks, please consult the last available prospectus and KIID of the funds that can be downloaded free of charges from our website: [www.easy.bnpparibas.lu](http://www.easy.bnpparibas.lu)



Towards Sustainability Label



FNG Label




Mutual funds with the FNG-Label meet the quality standard developed by Forum Nachhaltige Geldanlagen e.V. (FNG) for sustainable investments in the German-speaking countries. Successfully certified funds pursue a stringent and transparent sustainability approach, the application of which has been checked by the independent Auditor University of Hamburg. [www.fng-siegel.org](http://www.fng-siegel.org)

The investments in the funds are subject to market fluctuations and the risks inherent in investments in securities. The value of investments and the income they generate may go down as well as up and it is possible that investors will not recover their initial outlay, the fund described being in risk of capital loss. For a complete description and definition of risks, please consult the last available prospectus and KIID of the funds that can be downloaded free of charges from our website: [www.easy.bnpparibas.lu](http://www.easy.bnpparibas.lu)



BNP PARIBAS EASY

ETF & INDEX FUNDS RANGE

BNP PARIBAS EASY	ETF & INDEX FUNDS RANGE	Share Class *	Dividend Policy	ISIN <sup>1</sup>	ETF / Index Fund Bloomberg Ticker				Passporting Countries	Listing Places	Trading Currency <sup>3</sup>	Replication Method	SFDR Category <sup>4</sup>	OCR <sup>5</sup> 30.12.2022	Assets as of 30.12.2022 (M€)	SRRI <sup>6</sup>
	FIXED INCOME															
	ESG FIXED INCOME															
	ESG GOVERNMENT BONDS															
JJPM ESG EMU Government Bond IG	UCITS ETF	Accumulating	LU1481202692	JBEM FP, JBEM GY, JBEM IM	✓			AT, DE, ES, FR, IE, IT², LU, NL	Euronext Paris, Xetra, Borsa Italiana	EUR	Physical	8	0.15%	828	3	
	Track I	Accumulating	LU1291093273	BNJPGTI LX				AT, DE, FI, GB, LU, NL, SE, IE	0.15%				3			
	Track Privilege	Accumulating	LU1291092978	BNJPTPC LX				AT, FR, GB, LU, NL	0.20%				3			
	Track Privilege	Distributing	LU1291093190	BNJTPD LX				LU	0.20%				3			
JPM ESG EMU Government Bond IG 3-5Y	UCITS ETF	Accumulating	LU2244387457	GEMU FP, ASRE GY, GEMU IM	✓			AT, DE, ES, FR, IT, LU, NL	Euronext Paris, Xetra, Borsa Italiana	EUR	Physical	8	0.15%	1172	3	
	Track Privilege	Distributing	LU2008763000	BBBTPED LX				AT, DE, FR, IT², LU, NL	0.15%				3			
	Track I	Accumulating	LU2008763182	BBBTIEA LX				AT, DE, FR, IE, IT², LU, NL	0.15%				3			
	UCITS ETF	Accumulating	LU1547515053	EMBI FP, ASRC GY				AT, CL, DE, ES, FR, GB, IT², LU, NL	Euronext Paris, Xetra				USD		0.25%	792
JPM ESG EMBI Global Diversified Composite	UCITS ETF EUR H	Accumulating	LU1547515137	EMBH FP, ASRD GY, ASRD IM	AT, DE, ES, FR, GB, IE, IT, LU, NL	Euronext Paris, Xetra, Borsa Italiana	EUR Hedged	0.25%	4							
	Track I	Accumulating	LU1291092200	JPMGDTI LX	AT, DE, ES, FI, FR, GB, IE, IT², LU, NL, SE	-	USD	0.20%	4							
	Track IH EUR	Accumulating	LU1291092549	BNJTIHE LX	AT, DE, FI, FR, GB, IE, IT², LU, NL, SE		EUR Hedged	0.20%	4							
	Track IH EUR	Distributing	LU2314314464	BNEMGDI LX	AT, DE, FR, IT², LU, NL		EUR Hedged	0.20%	4							
	Track Privilege	Accumulating	LU1291091905	JPMGDTP LX	AT, DE, ES, FR, GB, IT², LU, NL	-	USD	0.25%	4							
	Track Privilege	Distributing	LU1291092036	BJETPUD LX	AT, DE, FR, IT², LU, NL			0.25%	4							
	Track Privilege H EUR	Accumulating	LU1291092119	JPMGDTH LX	AT, DE, FR, GB, IT², LU, NL		EUR Hedged	0.25%	4							
	SRI CORPORATE BONDS															
€ Corp Bond SRI PAB	UCITS ETF	Accumulating	LU1859444769	SRIC FP, ASRI GY, SRIC IM	✓	✓	✓	AT, CZ, DE, DK, ES, FI, FR, GB, IE, IT, LU, NL, SE, SG²	Euronext Paris, Xetra, Borsa Italiana	EUR	Physical	8	0.20%	2 224	4	
	UCITS ETF	Distributing	LU1953136287	SRICD FP, ASRT GY				LU, SN², NL, FR, ES, DE, AT, IT²	Euronext Paris, Xetra				0.20%		4	
	Track Privilege	Accumulating	LU1859444843	BSRIFFI LX				AT, CZ, DE, DK, ES, FI, FR, GB, IE, IT², LU, NL, SE, SN²	-				0.20%		4	
	Track Privilege	Distributing	LU2257990759	BSRFFTP LX				AT, CZ, DE, DK, ES, FI, FR, GB, IE, IT², LU, NL, SE					0.20%		4	
	Track I	Accumulating	LU1862449235	BSRIFFP LX				AT, CZ, DE, DK, ES, FI, FR, GB, IE, IT², LU, NL, SE, SN²					0.14%		4	
€ Corp Bond SRI PAB 1-3Y	UCITS ETF	Distributing	LU2008760592	SRIC3 FP, ASR3 GY, SRIC3 IM	✓	✓	✓	AT, DE, ES, FR, IE, IT², LU, NL	Euronext Paris, Xetra, Borsa Italiana	EUR	Physical	8	0.20%	1 218	3	
	Track Privilege	Distributing	LU2008760675	BSRITPE LX				AT, DE, ES, FR, IT², LU, NL	-				0.20%		3	
	Track I	Accumulating	LU2008760758	BSRITIE LX				AT, DE, ES, FR, IE, IT², LU, NL					0.20%		3	
€ Corp Bond SRI PAB 3-5Y	UCITS ETF	Distributing	LU2008761053	SRIC5 FP, ASR5 GY, SRIC5 IM	✓	✓	✓	AT, DE, ES, FR, IE, IT², LU, NL	Euronext Paris, Xetra, Borsa Italiana	EUR	Physical	8	0.20%	862	3	
	Track Privilege	Distributing	LU2008761137	BNFFTPE LX				AT, DE, ES, FR, IT², LU, NL	-				0.20%		3	
	Track I	Accumulating	LU2008761210	BNFF3TI LX				AT, DE, ES, FR, IE, IT², LU, NL					0.20%		3	
€ High Yield SRI Fossil Free	UCITS ETF	Accumulating	LU2244386053	HYSRI FP, ASRF GY, HYSRI IM	✓	✓	✓	AT, DE, ES, FR, IT, LU, NL	Euronext Paris, Xetra, Borsa Italiana	EUR	Physical	8	0.25%	189	4	
	UCITS ETF	Distributing	LU2244386137	HSRID FP, ASRG GY, HSRID IM				AT, DE, ES, FR, IT, LU, NL	Euronext Paris, Xetra, Borsa Italiana				0.25%		4	
	Track Privilege	Accumulating	LU2244386483	BNSFFTP LX				AT, DE, ES, FR, IT², LU, NL	-				0.25%		4	
	Track Privilege	Distributing	LU2244386566	BNSFFTI LX				AT, DE, ES, FR, IT², LU, NL					0.25%		4	
	Track I	Accumulating	LU2244386996	BNSFFTE LX				AT, DE, ES, FR, IT², LU, NL					0.25%		4	
GREEN BONDS																
JPM ESG Green Social & Sustainability IG EUR Bond	UCITS ETF	Accumulating	LU2365458814	GSSBD FP, ASRQ GY, EJEGSS IM	✓			AT, DE, ES, FR, IT², LU, NL	Euronext Paris, Xetra, Borsa Italiana	EUR	Physical	9	0.25%	247	4	
	UCITS ETF	Distributing	LU2365458731	GSSBO FP, ASRN GY				AT, DE, ES, FR, IT², LU, NL	Euronext Paris, Xetra				0.25%		4	
	Track Privilege	Accumulating	LU2365458574	BNIEBTP LX				AT, DE, FR, IT², LU, NL	-				0.30%		4	
	Track I	Accumulating	LU2365458491	BNIEBTI LX				AT, DE, FR, IT², LU, NL					0.26%		4	

Investors should ensure that they are fully informed about the sub-funds, classes and sub-classes of shares that are authorized to be marketed in their country of residence and the constraints applicable in each of these countries.

\* The Share Class column lists the UCITS ETF and/or the different non listed index funds share classes.

1 If, the ISIN code of the ETF begins with “FR” then the ETF is a SICAV or a FCP operating under French Law and is compliant with the European Directive 2009/65/EC as amended by the 2014/91/UE European Directive (UCITS V).

If, the ISIN code of the ETF begins with “LU”, the ETF is part of a SICAV operating under the Luxemburg Law and is compliant with the European Directive 2009/65/EC as amended by the 2014/91/UE European Directive (UCITS V).




2 The share is registered in this country for Professional Investors only.

3 Investors are exposed to the currency risk when investing in an ETF that has a trading currency different from their local currency and/or different from the underlying index and/or if the underlying index includes securities labelled in different currencies from the ETF one.

4 SFDR: Sustainable Finance Disclosures Regulation. Regulation 2019/2088 of the European Parliament and of the Council of 27 November 2019 on sustainability-related disclosures in the financial services sector: Article 9 - products with sustainable investment objective; Article 8 - products promoting environmental or social characteristics; Article 6 - products not classified Art 9 nor Art 8.

5 Source: BNP Paribas Asset Management. These are the ongoing charges known at the date mentioned in the table. It is advisable to refer to the most recent prospectus for obtaining current management fees. Subscription and redemption fees indicate a maximum for subscriptions / redemptions in cash on the primary market for authorised participants. In some cases, you may pay less. The investor can get from his advisor or financial intermediary the actual amount of subscription and redemption fees. Conditions applicable to purchases and sales on the secondary market are those applicable to this market and of your intermediary. Redemption or subscription fees should not be applied to you. Intermediation fees you may pay depend on the intermediary (execution, custody...).

6 The synthetic risk indicator is determined on a scale from 1 to 7 (7 being the highest risk level). It is subject to a periodical computation and can consequently,change over time. We invite you to consult regularly the KIID.

 French SRI Label     Towards Sustainability Label     FNG Label

Mutual funds with the FNG-Label meet the quality standard developed by Forum Nachhaltige Geldanlagen e.V. (FNG) for sustainable investments in the German-speaking countries. Successfully certified funds pursue a stringent and transparent sustainability approach, the application of which has been checked by the independent Auditor University of Hamburg. [www.fng-siegel.org](http://www.fng-siegel.org)

The investments in the funds are subject to market fluctuations and the risks inherent in investments in securities. The value of investments and the income they generate may go down as well as up and it is possible that investors will not recover their initial outlay, the fund described being in risk of capital loss. For a complete description and definition of risks, please consult the last available prospectus and KIID of the funds that can be downloaded free of charges from our website: [www.easy.bnpparibas.lu](http://www.easy.bnpparibas.lu)

# Contacts

## BNP Paribas Easy Contacts

**Lorraine Sereyjol-Garros**  
Global Head of Sales  
+33 1 58 97 79 17  
lorraine.sereyjol-garros@bnpparibas.com

**Jérémy Tubiana**  
Head of Business Development - France,  
Belgium, Luxembourg, Monaco and French-  
speaking Switzerland  
+33 1 58 97 13 00  
jeremy.tubiana@bnpparibas.com

**Olivier Rudez**  
Sales - France, Belgium, Luxembourg, Monaco  
and French-speaking Switzerland  
+33 1 58 97 23 13  
olivier.rudez@bnpparibas.com

**Victor Volard**  
Sales - France, Belgium, Luxembourg, Monaco  
and French-speaking Switzerland  
+33 1 58 97 13 79  
victor.volard@bnpparibas.com

**Hubert Heuclin**  
Capital Markets Specialist  
+33 6 89 21 87 07  
hubert.heuclin@bnpparibas.com

**Claus Hecher**  
Head of Business Development - Germany,  
Austria and German - speaking Switzerland  
+49 89 7104075 22  
claus.hecher@bnpparibas.com

**Florian Schöps**  
Sales Manager - Germany, Austria and  
German-speaking Switzerland  
+49 89 7104075 18  
florian.schoeps@bnpparibas.com

**Benjamin Ertler**  
Sales Manager - Germany, Austria and  
German-speaking Switzerland  
+49 69 7079 9830  
benjamin.ertler@bnpparibas.com

**Martin Walentowitz**  
Sales Manager - Germany, Austria and  
German-speaking Switzerland  
+49 69 7079 9859  
martin.walentowitz@bnpparibas.com

**Grégory Guerrand**  
Client Portfolio Manager  
+33 6 71 50 46 46  
gregory.guerrand@bnpparibas.com

**Sabrina Principi**  
Head of Business Development - South Europe  
sabrina.principi@bnpparibas.com

**Chiara Solazzo**  
Sales Manager - South Europe  
+39 02 7247 5116  
chiara.solazzo@bnpparibas.com

**Pedro Santuy Bardon**  
Sales Manager - South Europe  
+34 699 703 670  
pedro.santuybardon@bnpparibas.com

## Authorised Participants Contacts

**Optiver**  
Tel: +31 619 471 175

**Flow traders**  
Tel: +31 207 996 777

**Jane Street**  
Tel: +31 207 943 142

**BNP**  
Tel: +44 207 595 11 50

**Citigroup**  
Tel: +331 70 75 53 51

**Kepler Chevreux**  
Tel: +331 70 98 85 42

**Susquehanna**  
Tel: +353 18 02 80 18

**BOFA**  
Tel: +331 87 70 14 01

**DRW**  
Tel: +44 207 282 09 53

## easy.bnpparibas.lu

BNP PARIBAS ASSET MANAGEMENT France, "the investment management company," is a simplified joint stock company with its registered office at 1 boulevard Haussmann 75009 Paris, France, RCS Paris 319 378 832, registered with the "Autorité des marchés financiers" under number GP 96002. This material is issued and has been prepared by the investment management company. It contains opinions and statistical data that are considered lawful and correct on the day of their publication according to the economic and financial environment at the time. This document does not constitute investment advice or form part of an offer or invitation to subscribe for or to purchase any financial instrument(s) nor shall it or any part of it form the basis of any contract or commitment whatsoever.

This document is provided without knowledge of an investors' situation. Prior to any subscription, investors should verify in which countries the financial instruments referred to in this document refers are registered and authorised for public sale. In particular financial instruments cannot be offered or sold publicly in the United States. Investors considering subscriptions should read carefully the most recent prospectus and Key Investor Information Document (KIID) agreed by the regulatory authority, available on the website. Investors are invited to consult the most recent financial reports, which are also available on the website. Investors should consult their own legal and tax advisors prior to investing. Given the economic and market risks, there can be no assurance that the financial instrument(s) will achieve its investment objectives. Their value can decrease as well as increase. In particular, changes in currency exchange rates may affect the value of an investment. Performance is shown net of management fees and is calculated using global returns with time factored in, with net dividends and reinvested interest, and does not include subscription-redemption fees, exchange rate fees or tax. Past performance is not a guarantee of future results. All information referred to in the present document is available on [www.bnpparibas-am.com](http://www.bnpparibas-am.com)

Environmental, Social and Governance (ESG) Investment Risk: The lack of common or harmonized definitions and labels integrating ESG and sustainability criteria at EU level may result in different approaches by managers when setting ESG objectives. This also means that it may be difficult to compare strategies integrating ESG and sustainability criteria to the extent that the selection and weightings applied to select investments may be based on metrics that may share the same name but have different underlying meanings. In evaluating a security based on the ESG and sustainability criteria, the Investment Manager may also use data sources provided by external ESG research providers. Given the evolving nature of ESG, these data sources may for the time being be incomplete, inaccurate or unavailable. Applying responsible business conduct standards in the investment process may lead to the exclusion of securities of certain issuers. Consequently, the Sub-Fund's performance may at times be better or worse than the performance of comparable funds that do not apply such standards.

The fact that the sub-fund has obtained this label does not mean that the sub-fund meets your own sustainability objectives or that the label meets the requirements of future national or European rules. For more information on this subject, please visit [www.fjsma.be/fr/finance-durable](http://www.fjsma.be/fr/finance-durable)

BNP Paribas Asset Management funds (ETFs and index funds) are not sponsored, endorsed, sold or promoted by any of the index providers referred to in this document, and each index provider referred to in this document bears no liability with respect to any such funds or any index on which such funds are based. The accuracy, completeness or relevance of the information which has been obtained from external sources cannot be guaranteed, although it has been obtained from sources reasonably believed to be reliable. Subject to any applicable law, any of the index providers referred to in this document shall not assume any liability whatsoever to any person arising out of the use of BNP Paribas Asset Management funds or the underlying data.

Please refer to the prospectus for a more detailed description of the limited relationship that each index provider referred to in this document has with any related funds.

List of index providers: Bloomberg, BNP Paribas, ECPI, Euronext, FTSE - EPR / Nareit, JP Morgan, MSCI, S&P and Stoxx.

# VIEWPOINT



## BNP PARIBAS ASSET MANAGEMENT

## The sustainable investor for a changing world