



Fund Overview

Legal form	Sub-fund (the "Fund") of THEAM QUANT, UCITS SICAV registered under Luxembourg law
Launch date	SICAV 01 Jul 2021
Fund Manager	Solene Deharbonnier
Total net assets as of 30 Sep 2022 (mln EUR)	35.14
Management Company	BNP PARIBAS ASSET MANAGEMENT France
Capital protection	No capital guarantee
Comparative Index	Stoxx Europe 600 Net Return (SXXR Index)
Morningstar Category	8
SFDR article	8

Fund management comment*

Equity Europe Climate Care Protection showed a negative performance in September. The market, sharply falling since the beginning of the year, continued to fall in the third quarter: -6.5 %. Our strategy, down 9.0 %, strongly underperformed its benchmark over this quarter, as well as since the beginning of the year (by -8.8 %). We can highlight the following elements on the strategy's underperformance: Our selection within the Industrials sector underperformed that of the benchmark (-3.1 %), a loss amplified by our strong relative overweighting (+5.3 %). Our selection within France underperformed that of the benchmark (-8.7 % versus -6.1 %), a loss magnified by our strong relative over allocation (+9.2 %). Within the Financials, the Basic Materials and the Telecommunications Services sectors, our choice underperformed those of the Stoxx Europe 600 NR (resp. -2.6 %, -3.1 % and -5.1 %) on the back of, for example, the poor performances of CASTELLUM (-15.7 %, with a weight of 1.0 %) and of SIG GROUP N (-12.2 %, weighted at 1.1 %). The allocation analysis shows a rise of 0.6 % and 0.5 % for the Cyclical Consumer Goods & Services and the Financials sectors (weighted at 15.8 % and 18.6 % respectively). On the contrary, Healthcare and Energy fell by 0.8 % and 0.4 % (weighted at 8.3 % and 2.7 % respectively).

*Comment and performance data are related to the underlying strategy and not the fund itself, which has a variable exposure to the strategy.

Investment Objective

The THEAM Quant - Equity Europe Climate Care Protection 90% fund aims at providing a partial exposure to the performance of European equities with high ESG** standards and carefully selected on their carbon footprint and on the robustness of their energy transition strategy, while securing 90% of the highest NAV reached since the last business day of the previous calendar year with an annual reset of the protection level at the year change and distributing an annual coupon of 1% of the NAV recorded on the second last business day of the year

Investment strategy

- The Fund is partially exposed to the Equity Europe Climate Care Strategy which selects European companies on the basis of their carbon emissions but also on the robustness of their energy transition strategy.
- The Fund benefits from a 90% capital protection for the calendar year: any investment made in the Fund benefits from a 90% capital protection until the end of the calendar year (formal BNP Paribas guarantee). The protection level is reset at the year change.
- Each year the Fund distributes a 1% coupon calculated on the NAV recorded on the second last business day of the year.

Share class details - Share Protected C EUR ACC

Base currency (of share class)	EUR
NAV (Capi.) (Protected C EUR ACC)	92.50
Share class	Capitalisation
ISIN Code	LU2051101272
Bloomberg Code	THCP9CE LX
Amount protected for the calendar year	91.11
Distance to protection level	1.39
Exposure to the strategy	3.84%
Next protection reset date	2-Jan-2023
Cut-Off (CET)	D 12:00 (24-hr)
Min. initial subscription	No minimum
Management fees	1.30%
Other fees	0.35%
Subscription tax	0.05%
Performance fees	None
Total fees (ongoing charges)	1.70%
Passporting	Italy

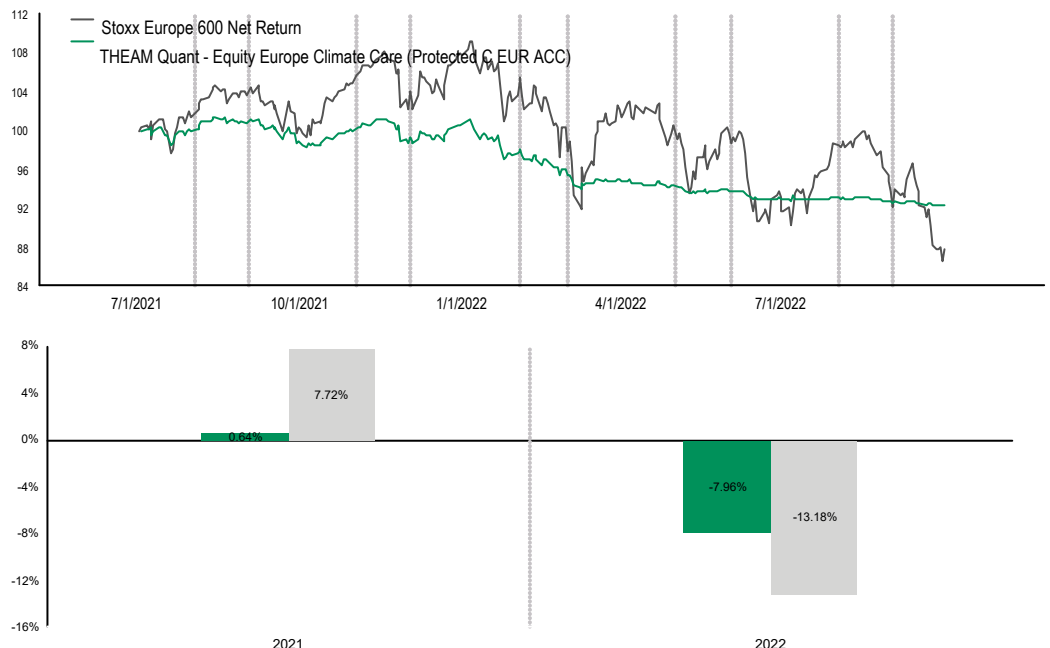
Risk and Reward Profile

Lower Risk potentially lower rewards **Higher Risk** potentially higher rewards

1	2	3	4	5	6	7
---	---	---	---	---	---	---

The synthetic risk indicator is determined on a scale from 1 to 7 (7 being the highest risk level). It is subject to a periodical computation and can consequently change over time. We invite you to consult regularly the KIID.

Historical Performance and Risk Analysis (Share Protected C EUR ACC)



	Cumulative Performance				Annualized			
	YTD		1 Year		3 Years		Since launch	
	Fund	Index**	Fund	Index**	Fund	Index**	Fund	Index**
Performance	-8.24%	-18.80%	-6.44%	-12.50%	-	-	-6.19%	-10.19%
Annualized Volatility	4.11%	19.84%	4.51%	18.64%	-	-	4.80%	17.60%
Sharpe Ratio	-	-	-	-	-	-	-	N.A.
Max drawdown	-8.62%	-20.71%	-8.72%	-20.71%	-	-	-8.98%	-20.71%
Information Ratio	-	-	-	-	-	-	-	-

Historical Monthly Performance (Share Protected C EUR ACC)

	Jan	Feb	Mar	Apr	May	Jun	Jul	Aug	Sep	Oct	Nov	Dec	Annual
2022	-2.92%	-1.63%	-1.35%	-0.46%	-0.55%	-1.04%	0.31%	-0.57%	-0.31%				
2021							-0.08%	0.81%	-2.01%	1.25%	-1.25%	1.97%	0.64%

Performances are calculated with dividend reinvested (for the distributing share classes).



Statistics*

Portfolio

Market Capitalization	Weight
< 1Bn	0.56%
1-5Bn	16.21%
5-10Bn	19.70%
10-50Bn	44.77%
50-100Bn	7.24%
>100Bn	11.53%

Holdings*

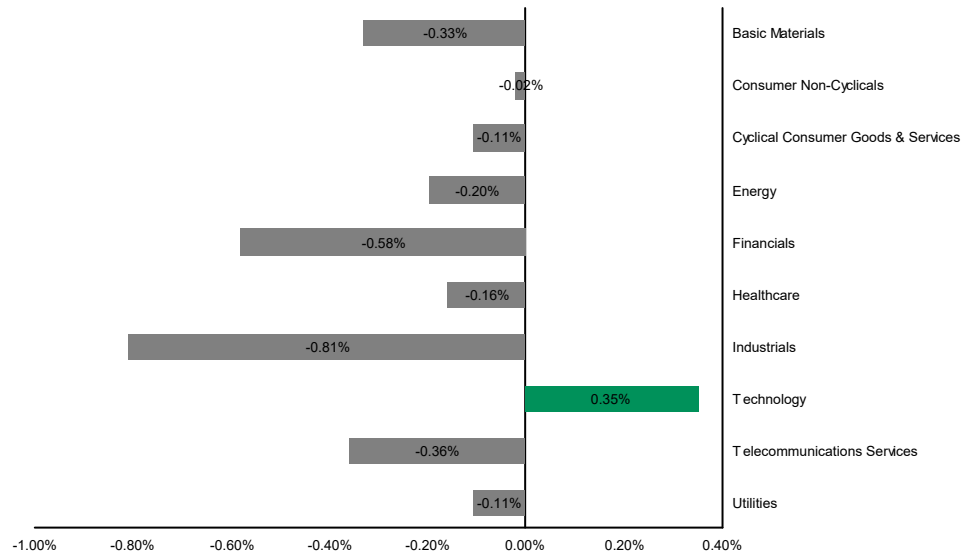
Top 10 equity exposures of the Fund

	Company name	Country	Sector	Weight in %
1	BPER BANCA	Italy	Financials	1.15%
2	ROCHE HOLDING	Switzerland	Healthcare	1.11%
3	NEXI	Italy	Industrials	1.10%
4	DEUTSCHE BOERSE	Germany	Financials	1.10%
5	WOLTERS KLUWER	Netherlands	Industrials	1.09%
6	BEIERSDORF	Germany	Consumer Non-Cyclicals	1.09%
7	INDITEX	Spain	Cyclical Consumer Goods & Services	1.09%
8	HENKEL PREFERENCE	Germany	Basic Materials	1.08%
9	SAP	Germany	Technology	1.08%
10	GIVAUDAN 'N'	Switzerland	Basic Materials	1.08%

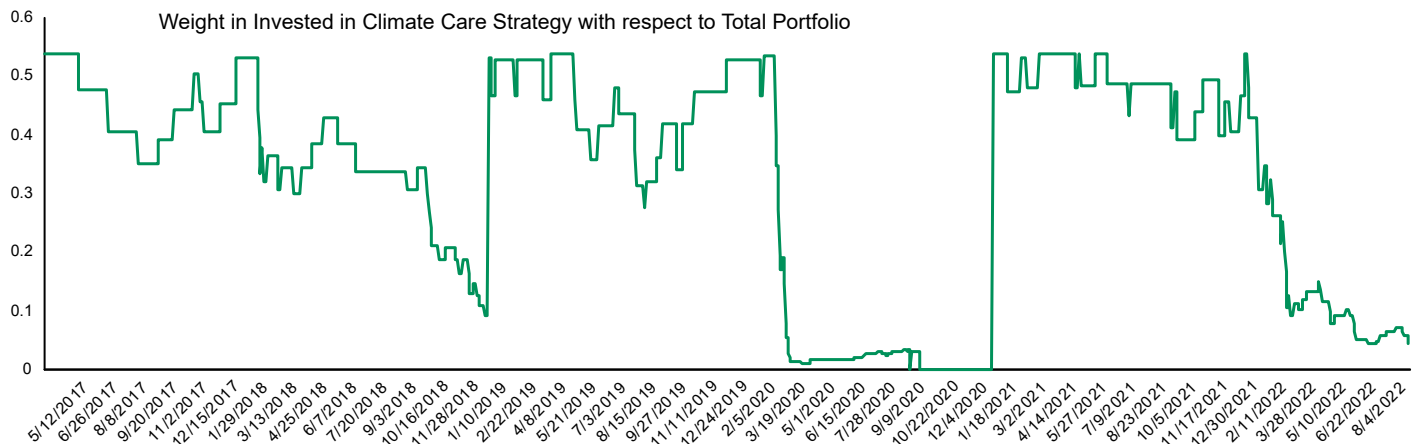
Country Composition*

Weight		
Country	Fund	Relative to Index**
Austria	0.00%	-0.36%
Belgium	0.00%	-1.57%
Denmark	5.42%	0.36%
Finland	2.03%	-0.09%
France	31.52%	14.75%
Germany	10.38%	-2.54%
Ireland	1.79%	0.75%
Italy	6.37%	0.59%
Netherlands	10.87%	0.33%
Norway	0.00%	-1.32%
Poland	0.00%	-0.26%
Portugal	0.94%	0.63%
Spain	3.96%	0.37%
Sweden	4.86%	-0.14%
Switzerland	5.21%	-10.62%
United Kingdom	16.64%	-5.87%

Sector Composition*



Weight in Strategy





Risks

Risk of capital loss: Investments realised in funds are subject to market fluctuations and to inherent risks to investments in stocks. The value generated by these investments can be profits or losses and it is possible that investors do not recover the totality of their invested capital. The funds described in this documents display a risk of capital loss.

Equity risk: The fund is synthetically exposed to European equity markets. Unitholders are therefore exposed to declines in these equity markets.

Model risk: The model used to determine the asset allocation for each Strategy Index portfolio is based on a quantitative approach. There is a risk that the model will not be efficient as there is no guarantee that the indicators defined will be relevant in the future.

Counterparty Risk: This risk is associated with the ability of a counterparty in a financial transaction to fulfill its commitments like payment, delivery and reimbursement.

Risk related to the use of forward financial instruments: In order to achieve its investment objective, the Sub -Fund makes use of forward financial instruments traded over -the-counter that allow it to replicate the performance of the strategy. These instruments may involve a series of risks that could lead to adjustments or even the early termination of the instrument , which may affect the Sub-Fund's NAV.

Risks related to the protection mechanism: The protection mechanism implemented linked to the Guarantee involves that if the Net Asset Value per Share of each Class falls, the levels of protection will also be reduced accordingly. There is thus a risk that investors may lose almost all of their capital if they hold their Shares for a long period.

Risk of default of the Guarantor: Investors' attention is drawn to the fact that they are exposed to the risk of default of the Guarantor.

Risks related to the model used by the Strategy Index: The model used to determine the allocation of the Strategy Index is based on fundamental criteria designed to identify the stocks benefitting from good ESG performance according to Vigeo Eiris and allowing to maximize the energy transition criteria of the resulting basket of share. There is a risk that the model will not be efficient as there is no guarantee that the indicators defined will be relevant in the future. They are defined partly on the basis of historical data and there is nothing to guarantee that previous market situations will repeat themselves in the future.

Glossary

Guaranteed Funds - Guaranteed funds promise and/or guarantee the repayment of all or part of the capital invested or promise a pre-determined rate of return. Funds in this category do not receive a Morningstar RatingTM.

Net Asset Value - Represents the net assets of the fund (ex-dividend) divided by the total number of shares issued by the fund.

Historical tracking error - Measure of the actual deviation of the fund's returns from the comparative benchmark index returns (annualised). A higher number means that the fund is taking greater risk against the benchmark.

Historical Volatility of Portfolio - Illustrates the dispersion of the fund's realized monthly returns around the average monthly return, indicating how volatile the fund's return is over time . The higher the number the more volatile the fund's returns.

UCITS V - "UCITS" or "undertakings for the collective investment in transferable securities" are investment funds regulated at European Union level. They account for around 75% of all collective investments by small investors in Europe. The legislative instrument covering these funds is Directive 2014/91/EU.

Ongoing Charges - The ongoing charges figure is based on the fund's expenses during the previous year . It excludes transaction costs and performance fees incurred by the fund.

Disclaimer

BNP PARIBAS ASSET MANAGEMENT France, "the investment management company," is a simplified joint stock company with its registered office at 1 boulevard Haussmann 75009 Paris, France, RCS Paris 319 378 832, registered with the "Autorité des marchés financiers" under number GP 96002.

This material is issued and has been prepared by the investment management company. It contains opinions and statistical data that are considered lawful and correct on the day of their publication according to the economic and financial environment at the time. This document does not constitute investment advice or form part of an offer or invitation to subscribe for or to purchase any financial instruments nor shall it or any part of it form the basis of any contract or commitment whatsoever.

This document is provided without knowledge of an investors' situation. Prior to any subscription, investors should verify in which countries the financial instruments referred to in this document refers are registered and authorised for public sale. In particular financial instruments cannot be offered or sold publicly in the United States. Investors considering subscriptions should read carefully the most recent prospectus and Key Investor Information Document (KIID) agreed by the regulatory authority, available on the website. Investors are invited to consult the most recent financial reports, which are also available on the website. Investors should consult their own legal and tax advisors prior to investing. Given the economic and market risks, there can be no assurance that the financial instruments will achieve its investment objectives. Their value can decrease as well as increase. In particular, changes in currency exchange rates may affect the value of an investment. Performance is shown net of management fees and is calculated using global returns with time factored in, with net dividends and reinvested interest, and does not include subscription-redemption fees, exchange rate fees or tax. Past performance is not a guarantee of future results.

All information referred to in the present document is available on www.bnpparibas-am.com.

For funds authorized for marketing in Switzerland or from Switzerland, prospectuses, key investor information documents, articles of association, annual or semi-annual reports can be obtained free of charge from the representative agent in Switzerland, BNP Paribas (Suisse) SA, 2, place de Hollande, CH-1204 Genève; Payment Agency services are provided by BNP Paribas Securities Services, Paris, Zurich branch, 16, Selnaustrasse, 8002 Zurich, Switzerland.

BNPP or its affiliates may own shares of the fund for a variety of purposes including but not limited to facilitating the management of inflows and outflows of the funds and seeding the fund during the early stages of its growth.