



BOND EUROPE CLIMATE CARBON OFFSET PLAN STRATEGY

ESG, CARBON FOOTPRINT & ENERGY TRANSITION FACTSHEET

MARKETING COMMUNICATION | FOR PROFESSIONAL CLIENTS ONLY | APRIL 2025

KEY INDICATORS

THE STRATEGY OF THE THEAM QUANT BOND EUROPE CLIMATE CARBON OFFSET PLAN (THE "FUND") IS IMPLEMENTED VIA THE INDEX

	Index ¹	Comparative index ²
ESG Score (overall, 0-100):	65.68	60.56
Environmental	75.96	64.54
Social	60.82	58.55
Governance	66.79	61.99
Critical Controversies ³ Involvement (% of portfolio)	0.00	14.10
Energy Transition Score ⁴ (0-100)	76.53	63.13
Financed Carbon Footprint (tons of CO₂ per million invested)	42.64	94.45

¹ Index is BNP Paribas Bond Europe Climate Carbon Offset Plan Index.

² Comparative Index is an illustrative portfolio representative of the liquid European Investment-Grade bond market, calculated by BNP Paribas

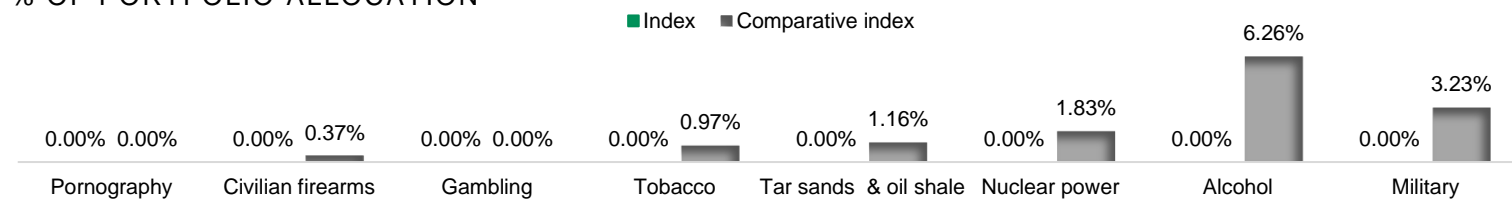
³ Concerning the environment, International Labour Organisation conventions and the International Bill of Human Rights.

⁴ The Energy Transition Score reflects the quality of a company's strategic management to address risks and opportunities associated with the transition to a low carbon economy.

Source: Bloomberg, MSCI ESG Solutions, as of end of April 2025. Past performance is not a reliable indicator of future results.

DISPUTABLE ACTIVITIES INVOLVEMENT

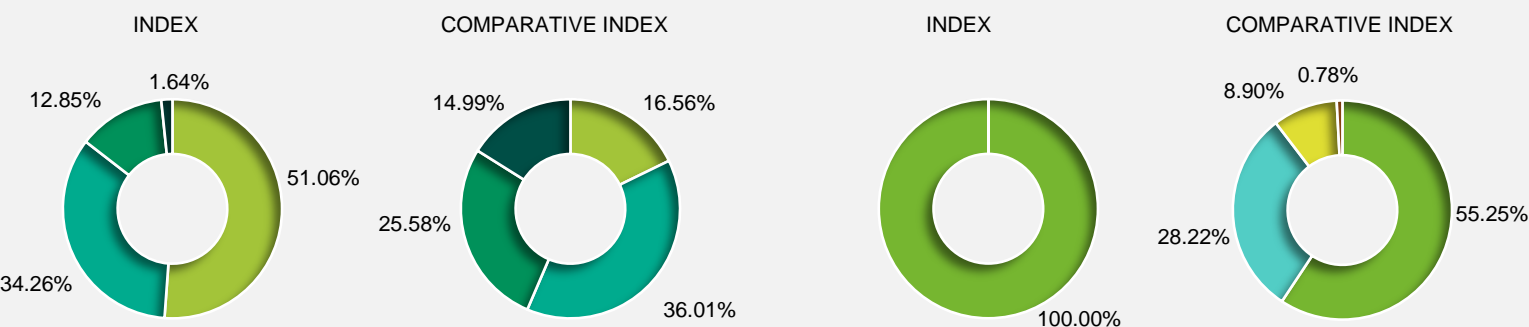
% OF PORTFOLIO ALLOCATION



Source: Bloomberg, MSCI ESG Solutions, as of end of April 2025. For illustrative purposes only.

CARBON FOOTPRINT & ENERGY TRANSITION STRATEGY



% OF PORTFOLIO ALLOCATION



CO ₂ emissions intensity	Tons of CO ₂ equivalent
Moderate	<100 000
Significant	>=100 000 & <1 000 000
High	>=1 000 000 & <10 000 000
Intense	>=10 000 000

Energy transition strategy	Energy transition score
Advanced	60 - 100
Robust	50 - 59
Limited	30 - 49
Weak	0 - 29

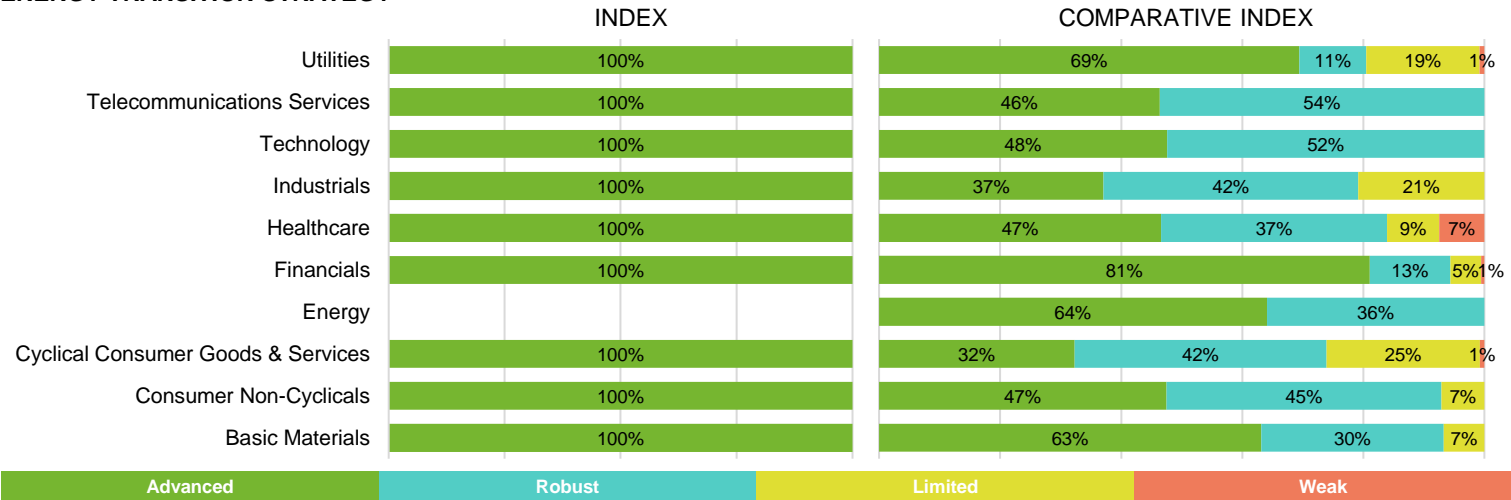
Source: Bloomberg, MSCI ESG Solutions, as of end of April 2025. Past performance is not a reliable indicator of future results.



SECTOR BREAKDOWN

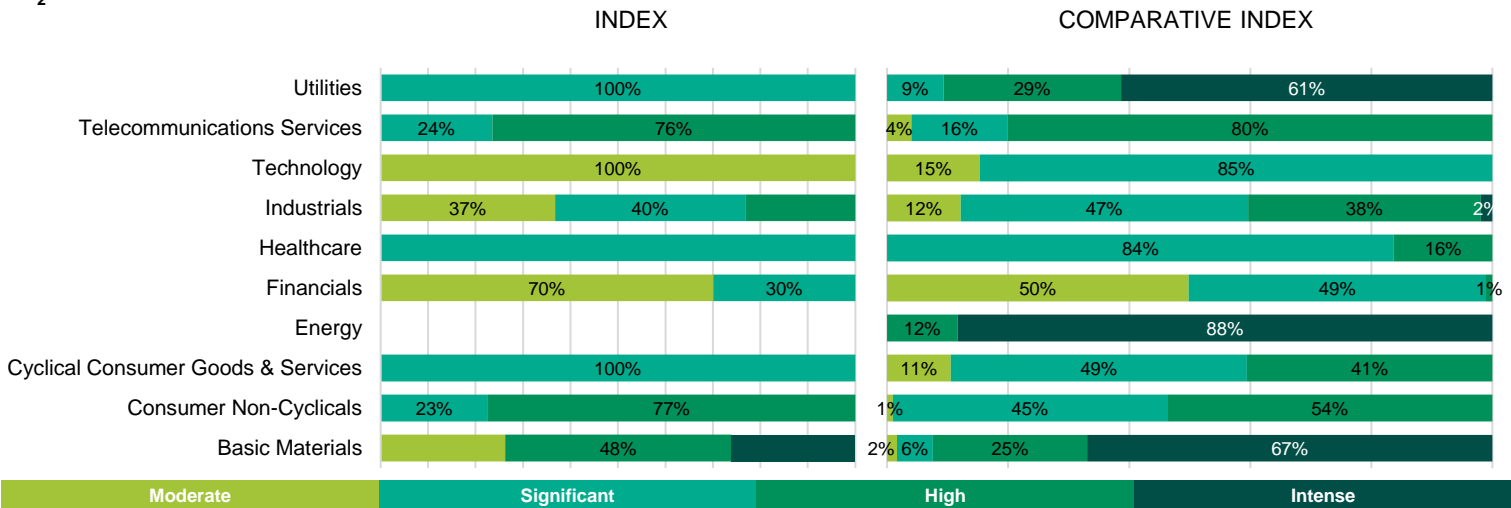
% OF ALLOCATION WITHIN EACH SECTOR

ENERGY TRANSITION STRATEGY



Source: Bloomberg, MSCI ESG Solutions, as of end of April 2025. Past performance is not a reliable indicator of future results.

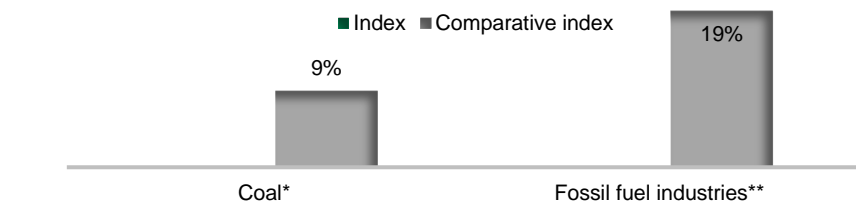
CO₂ EMISSIONS INTENSITY



Source: Bloomberg, MSCI ESG Solutions, as of end of April 2025. Past performance is not a reliable indicator of future results.

ZOOM IN ON COAL AND FOSSIL FUEL INDUSTRIES

% OF PORTFOLIO ALLOCATION



*Coal involvement covers both coal and thermal coal mining with the use of coal in power generation.

**Fossil fuel involvement covers companies within the fossil fuel industry, with revenues from fossil fuel or with fossil fuel reserves.

Source: Bloomberg, MSCI ESG Solutions, as of end of April 2025.
For illustrative purposes only.

Bond Issuers in the Index with major involvement n in Coal and Fossil Fuels	Weight	TRBC Sector	Difference in ESG score vs overall sector in comparative index	Energy transition strategy
N/A				

The companies with a major involvement in the coal and fossil fuel activities are companies with robust and advanced energy transition scores or stronger ESG scores / lower carbon footprint in their sector.

Source: Bloomberg, MSCI ESG Solutions, as of end of April 2025. Past performance is not a reliable indicator of future results.



FUND'S CARBON OFFSET FIGURES

- BNP PARIBAS ASSET MANAGEMENT France assesses the carbon footprint of companies (Scope 1 & 2) each quarter, taking into account the composition of the BNP Paribas Bond Europe Climate Carbon Offset Plan Index to determine the amount of Verified Emission Reduction certificates (VERs) necessary for offsetting the carbon emissions. VERs are purchased from the Kasigau Corridor REDD+ project in Kenya, chosen for its environmental and social impact.
- BNP PARIBAS ASSET MANAGEMENT France then calculates the carbon footprint of the Fund, this being the carbon footprint of the exposure to the climate care investment strategy, at the beginning of each quarter, based on the average assets under management of the fund over the previous quarter (note that the carbon footprint reported below may differ from the Financed Carbon Footprint found in the Key Indicators section, due to different carbon data providers).

Estimated carbon footprint of the Fund for the current quarter
(tons of CO₂ per million invested for 1 year)

9

Estimated cost of VERs necessary to offset the fund's carbon footprint
(expressed as annual percentage of the fund's net asset value)

0.03%

Source: BNP PARIBAS Asset Management France, as of end of April 2025. Past performance is not a reliable indicator of future results.

The estimated carbon footprint offset of the Fund (for a year) can be illustrated as equivalent to the emissions of:

1

Driving a car



times around the world

9



Passengers flying from London to New-York

4



EU households annual electricity consumption

Source: BNP Paribas Global Markets. For illustrative purposes only.

CARBON OFFSET PROJECT'S ACHIEVEMENTS

THE KASIGAU CORRIDOR REDD+* PROJECT (THE "PROJECT")


Before the end of 2022, the relentless drought resulted in severe food insecurity for communities in the Kasigau Corridor, which was mitigated by investment in supplemental food and water by the project team and local collaborators. However seasonal rains finally commenced, giving rise to an opportunity for reforestation. Furthermore, as detailed below, the newly elected Governor of the Taita Taveta County, His Excellency (H.E.) Andrew Mwadime paid a visit to the project.

Highlights for Q3 & Q4 2022 include:

- **Tree Planting** commenced during the December rains. After a relentless two-year drought, rains finally came to the project area and in order to take advantage of the improved conditions, the greenhouse team distributed a total of 33,213 seedlings of 22 different tree species across the landscape, to reforest the landscape and improve the agricultural matrix.
- **Rangers continue to act upon incidences in the Kasigau Corridor.** The ground and aerial patrols record and act upon incidents within the project area that pose threats to wildlife. Following recent training and integration of new technology, the security department is now much better equipped and experienced, enabling them to more effectively identify and record incidents. In addition, new rangers have been employed, thereby improving the capacity and coverage of rangers to record incidents, overall increasing the protection of biodiversity within the project area.
- **Completion of Community Projects** including education, water, health and infrastructure benefits which will positively impact over 50,000 local community members. For example this included the renovation of five classrooms at the Mwatunge Primary School, and the construction of water pipelines within the Itinyi village.


Source: Wildlife Works, Q3 - Q4 2022 Impact Report.

* REDD+ stands for Reducing Emissions from Deforestation and Forest Degradation. The plus sign relates to additional benefits for the local community and biodiversity.



Learn more
ABOUT GLOBAL MARKETS

<https://globalmarkets.cib.bnpparibas/>



CARBON OFFSET PROJECT’S ACHIEVEMENTS

THE KASIGAU CORRIDOR REDD+ PROJECT

- **Taita Taveta Governor Visit** took place in December and he was hosted by a variety of key personnel from the project. He visited various initiatives, including the organic greenhouse and the apparel factory. This visit was important as local political partnerships are key to the development of REDD+ projects and local conservation work. The new governor is the highest elected official to engage with the project, with plans to continue collaborating with the project team in the near future.

Highlight from Q1 2023:

- **Thriving plot sampling initiative.** Carbon sampling involves measuring trees to accurately determine the carbon stored within them, as well as also tracking biodiversity progress. This is crucial for meeting Monitoring, Reporting, and Verification (MRV) obligations, as well as conveying the forest's carbon value to stakeholders. The project has undergone 8 successful verifications since 2011; with the 9th due in 2023 after it's field verification in May. In the short term, samplers will focus on biodiversity monitoring and preparing for biomass measurements. Long-term plans include consistent annual biomass and diversity monitoring across the project's 30-year span, gathering essential data for verification and credit issuance.

Sources: Wildlife Works, Q3 - Q4 2022 & Q1 2023 Impact Reports.

CARBON OFFSET PROJECT’S IMPACT OVER TIME

THE KASIGAU CORRIDOR REDD+ PROJECT



FOREST IMPACTS

- Protects over 200,000 hectares of dryland forest;
- Over 22,000,000 tonnes of GHG emissions avoided to date;
- The project's eco-charcoal factory helps sustainably create charcoal without cutting down trees and produces around a thousand 0.5kg briquettes per week, to support community members' cooking activity.



WILDLIFE IMPACTS

- An estimated 11,000 elephants use the corridor as a key migratory route, and over 2,000 elephants use the space as a permanent home;
- 11 endangered species protected with the project being home to important populations of IUCN Red List species, including African Elephants, African Wild Dog, Cheetahs, Leopards, Lions and Grevy's Zebras.



COMMUNITY IMPACTS

- Carbon revenues have funded the completion of water infrastructure projects (rain catchments, pipes, etc.) that improve access to clean water for over 100,000 people;
- Over 400 locally-hired workers, a third of whom are women; one of the largest employers in the County;
- 36 schools have been renovated, 10 new schools have been built, and over 30,000 students have been awarded bursaries from the project;
- Diagnostic health laboratory renovated and after-school health education programs established for over 1,200 students.

Source: Wildlife Work, as of April 2025.

SUSTAINABLE DEVELOPMENT GOALS


THE KASIGAU CORRIDOR REDD+ PROJECT

The project contributes to 13 of the 17 United Nations' Sustainable Development Goals.



Learn more
ABOUT GLOBAL MARKETS

<https://globalmarkets.cib.bnpparibas/>



FUND'S DETAILS

Fund Name	Management Company	Type of Fund	Share Class	ISIN	Bloomberg Ticker	Ongoing Charges*	SRI**
THEAM Quant Bond Europe Climate Carbon Offset Plan	BNP PARIBAS ASSET MANAGEMENT France	Lux SICAV UCITS	I EUR	LU2051095011	THCOPIC LX	0.44%	2
			J EUR	LU2051095797	THCOPJC LX	0.34%	2

Following the Sustainable Finance Disclosure Regulation (SFDR), the Fund is categorised under Article 8. Under this new regulation, financial entities such as BNP Paribas Asset Management who sell products into the EU are required to classify the products they manufacture or advise into three categories:

- Products with sustainable investment objective (Article 9)
- Products promoting environmental or social characteristics (Article 8)
- Non-sustainable products (Article 6)

* For more information of all share classes available, please consult the prospectus available [here](#).
** Summary Risk Indicator. On a scale 1 (lowest risk) to 7 (highest risk), the higher the risk, the longer the recommended investment horizon. For further information, and in particular the risks of the product, please refer to the prospectus and KID (Key Information Document) of the Fund.

The investments in the Fund are subject to market fluctuations and the risks inherent in investments in securities. The value of investments and the income they generate may go down as well as up and it is possible that investors will not recover their initial outlay, the funds described being at risk of capital loss. For a complete description and definition of risks, please consult the last available prospectus and KID of the Fund.

DISCLAIMER

Legal Notice: This document/communication may contain “Research” as defined under MiFID II unbundling rules; any such Research is intended either (i) for those firms who are in scope of the MiFID II unbundling rules and have signed up to a BNP Paribas Global Markets Research package, or (ii) for firms that are out of scope of the MiFID II unbundling rules and therefore are not required to pay for Research under MiFID II. Please note that it is your firm’s responsibility to ensure that you do not view or use any Research in this document if your firm has not signed up to a BNP Paribas Global Markets Research package, unless your firm is out of scope of the MiFID II unbundling rules. This document may also be regarded as a minor non-monetary benefit (MNMB) and it is your firm’s responsibility to consider its own regulatory obligations in relation to inducements and accepting MNMBs. This document is CONFIDENTIAL AND FOR DISCUSSION PURPOSES ONLY; it constitutes a marketing communication and has been prepared by a Sales and Marketing function within BNP Paribas and/or its subsidiaries or affiliates (collectively “we” or “BNP Paribas”). As a confidential document it is submitted to selected recipients only and it may not be made available (in whole or in part) to any other person without BNP Paribas’ written consent. This document is not a recommendation to engage in any action, does not constitute or form any part of any offer to sell or issue and is not a solicitation of any offer to purchase any financial instrument, nor shall it or any part of it nor the fact of its distribution form the basis of, or be relied on in connection with, any contract or investment decision. To the extent that any transaction is subsequently entered into between the recipient and BNP Paribas, such transaction will be entered into upon such terms as may be agreed by the parties in the relevant documentation. The information contained in this document has been obtained from sources believed to be reliable, but there is no guarantee of the accuracy, completeness or suitability for any particular purpose of such information or that such information has been independently verified by BNP Paribas or by any person. None of BNP Paribas, its members, directors, officers, agents or employees accepts any responsibility or liability whatsoever or makes any representation or warranty, express or implied, as to the accuracy or completeness of the information, or any opinions based thereon, contained in this document and it should not be used in place of professional advice. Additional information may be provided on request, at our discretion. Any scenarios, assumptions, historical or simulated performances, indicative prices or examples of potential transactions or returns are included for illustrative purposes only. Past performance is not indicative of future results. Investors may get back less than they invested. BNP Paribas gives no assurance that any favourable scenarios described are likely to happen, that it is possible to trade on the terms described herein or that any potential returns illustrated can be achieved. This document is current as at the date of its production and BNP Paribas is under no obligation to update or keep current the information herein. In providing this document, BNP Paribas offers no investment, financial, legal, tax or any other type of advice to, and has no fiduciary duty towards, recipients. Certain strategies and/or potential transactions discussed in this document may involve the use of derivatives which may be complex in nature and may give rise to substantial risks, including the risk of total or partial loss of any investment or losses without limitation and which should only be undertaken by those with the requisite knowledge and experience. BNP Paribas makes no representation and gives no warranty as to the results to be obtained from any investment, strategy or transaction, or as to whether any strategy, security or transaction described herein may be suitable for recipients’ financial needs, circumstances or requirements. Recipients must make their own assessment of strategies, securities and/or potential transactions detailed herein, using such professional advisors as they deem appropriate. BNP Paribas accepts no liability for any direct or consequential losses arising from any action taken in connection with or reliance on the information contained in this document even where advised of the possibility of such losses. As an investment bank with a wide range of activities BNP Paribas may face conflicts of interest and you should be aware that BNP Paribas and/or any of its affiliates may be long or short, for their own account or as agent, in investments, transactions or strategies referred to in this document or related products before the material is published to clients and that it may engage in transactions in a manner inconsistent with the views expressed in this document, either for their own account or for the account of their clients. Additionally, BNP Paribas may have acted as an investment banker or may have provided significant advice or investment services to companies or in relation to investments mentioned in this document. The information in this document is not intended for distribution to, or use by, any person or entity in any jurisdiction where (a) the distribution or use of such information would be contrary to law or regulations, or (b) BNP Paribas or a BNP Paribas affiliate would become subject to new or additional legal or regulatory requirements. Persons in possession of this document should inform themselves about possible legal restrictions and observe them accordingly. This document is intended for, and is directed at, (a) Professional Clients and Eligible Counterparties as defined by the European Union Markets in Financial Instruments Directive (“MiFID”), and (b) where relevant, persons who have professional experience in matters relating to investments falling within Article 19(5) of the Financial Services and Markets Act 2000 (Financial Promotion) Order 2005, and at other persons to whom it may lawfully be communicated (together “Relevant Persons”). Any investment or investment activity to which this document relates is available only to and will be engaged in only with Relevant Persons. Any person who is not a Relevant Person should not act or rely on this document or its content. Any reference to EU legislation or requirements herein should be read as a reference to the relevant EU legislation or requirement and/or its UK equivalent legislation or requirement, as appropriate, where applicable, and as the context requires. This document is being communicated by BNP Paribas London Branch. BNP Paribas is incorporated in France with Limited Liability. Registered Office: 16 boulevard des Italiens, 75009 Paris, France. 662 042 449 RCS Paris. BNP Paribas is authorised and regulated by the European Central Bank and the Autorité de contrôle prudentiel et de résolution. Deemed Authorised by the Prudential Regulation Authority and with deemed variation of permission. Subject to regulation by the Financial Conduct Authority and limited regulation by the Prudential Regulation Authority. Details of the Temporary Permissions Regime, which allows EEA-based firms to operate in the UK for a limited period while seeking full authorisation, are available on the Financial Conduct Authority’s website. BNP Paribas London Branch is registered in England and Wales under number FC13447. UK establishment number: BR000170. UK establishment office address: 10 Harewood Avenue, London NW1 6AA; tel: +44 (0)20 7595 2000; fax: +44 (0)20 7595 2555 (www.bnpparibas.com). © BNP Paribas 2022. All rights reserved. The methodology of and rules governing the index (the “Index Methodology” and the “Index”) are proprietary. None of the sponsor of the Index (the “Index Sponsor”), the index calculation agent (where such party is not also the Index Sponsor, the “Index Calculation Agent”) nor, where applicable, the index Investment Advisor (the “Index Investment Advisor”) guarantee that there will be no errors or omissions in computing or disseminating the Index. The Index Methodology is based on certain assumptions, certain pricing models and calculation methods adopted by the Index Sponsor, the Index Calculation Agent and, where applicable, the Index Investment Advisor, and may have certain inherent limitations. Information prepared on the basis of different models, calculation methods or assumptions may yield different results. You have no authority to use or reproduce the Index Methodology in any way, and neither BNP Paribas nor any of its affiliates shall be liable for any loss whatsoever, whether arising directly or indirectly from the use of the Index or Index Methodology or otherwise in connection therewith. The Index Sponsor reserves the right to amend or adjust the Index Methodology from time to time in accordance with the rules governing the Index and accepts no liability for any such amendment or adjustment. Neither the Index Sponsor nor the Index Calculation Agent are under any obligation to continue the calculation, publication or dissemination of the Index and accept no liability for any suspension or interruption in the calculation thereof which is made in accordance with the rules governing the Index. None of the Index Sponsor, the Index Calculation Agent nor, where applicable, the Index Investment Advisor accept any liability in connection with the publication or use of the level of the Index at any given time. The Index Methodology embeds certain costs in the strategy which cover amongst other things, friction, replication and repo costs in running the Index. The levels of such costs (if any) may vary over time in accordance with market conditions as determined by the Index Sponsor acting in a commercially reasonable manner. BNP Paribas and/or its affiliates may act in a number of different capacities in relation to the Index and/or products linked to the Index, which may include, but not be limited to, acting as market-maker, hedging counterparty, issuer of components of the Index, Index Sponsor and/or Index Calculation Agent. Such activities could result in potential conflicts of interest that could influence the price or value of a Product.” © BNP Paribas. All rights reserved. For funds authorized for marketing in Switzerland or from Switzerland, prospectuses, key investor information documents, articles of association, annual or semi-annual reports can be obtained free of charge from the representative agent in Switzerland, BNP Paribas (Suisse) SA, 2, place de Hollande, CH-1204 Genève; Payment Agency services are provided by BNP Paribas Securities Services, Paris, Zurich branch, 16, Selnaustrasse, 8002 Zurich, Switzerland. All information referred to in the present document is available [here](https://theamquant.bnpparibas-am.com/).