

## BNP PARIBAS EASY ESG MOMENTUM EUROPE UCITS ETF

MARKETING COMMUNICATION | FOR PROFESSIONAL INVESTORS ONLY | APRIL 2025

***"The trend is your friend."***

- Market Wisdom

### Past guiding the future

Momentum is based on the idea that **stocks which have performed well in the past will continue to perform well**<sup>1</sup>

It tends to benefit from periods of economic expansion.<sup>1</sup>

### Resilience through uncertainty

Momentum strategies showed **resilience to uncertainty in the second half of 2021**<sup>2</sup>

As a result, companies with the strongest earnings momentum will be best positioned to outperform.<sup>2</sup>

### Leading Sectors in 2021

Energy, Consumer Non-Cyclicals and Basic Materials outperformed in 2021<sup>3</sup>

Driven by the Covid-19 pandemic.<sup>3</sup>

### ESG\* considerations without additional cost

ESG integration in ETFs **does not carry additional charges**

Vs ETFs that do not consider ESG criteria.

**BNP PARIBAS EASY ESG MOMENTUM EUROPE UCITS ETF**  
invests in stocks with recent upward price trends.

### OBJECTIVES

- Benefit from potential **strong returns of upward price trends**.
- Provide a portfolio with **high ESG standards**.
- **Stringent control** of the risk through the investment process.

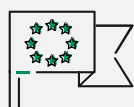
### COMPETITIVE EDGES

- A **unique combination of momentum descriptors** to identify upward trends.
- An improved approach developed to mitigate momentum crashes.

### ESG INTEGRATION

- A **thorough ESG integration** process leveraging the expertise of several ESG data providers such as Moody's ESG Solutions and BNP Paribas Asset Management.
- An **ESG Filtering Criteria** is applied to the Initial Investment Portfolio, selecting **only the most complying companies**.

### INVESTMENT PROCESS



#### European stocks

With an average daily trading volume above 10 Mio EUR.



#### Scoring

Stocks are rated according to the two metrics that best represent Momentum factor:

- 12M-1M Average Alpha using 3Y Beta
- 6M Earnings Per Share Return



#### ESG integration

**Exclusion:** Critical controversies check and ESG screenings (i.e. *energy transition score below 30%*).

**Integration:** ESG score of each company impacts its expected return & allocation.

**Guarantee:** ESG characteristics to be better than investment universe.



#### Optimization process

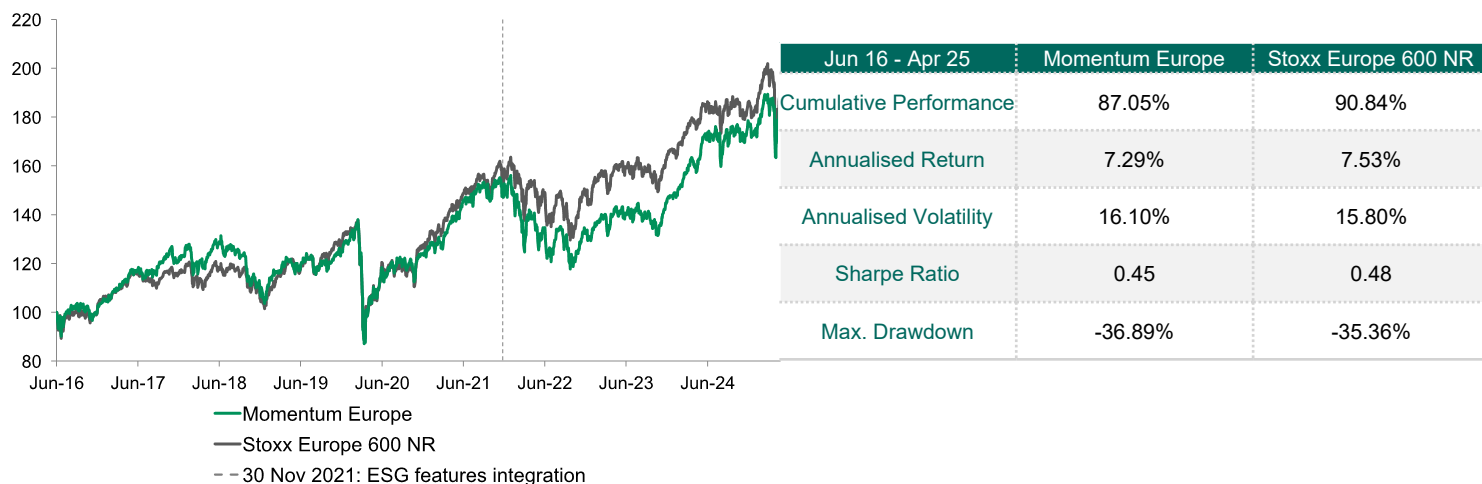
Implemented at the end to maximize the exposure to the Momentum Factor under constraints such as the **maximum volatility of alpha below 4%**

<sup>1</sup>BNP Paribas as of 31 December 2021, <sup>2</sup>Financial Times as of 15 November 2021, <sup>3</sup>BNP Paribas as of 31 December 2021. Any economic and market trend, prediction, projection or forecast is not necessarily indicative of the future or likely performance of the funds.

\*ESG stands for Environmental, Social, and Governance

## PERFORMANCE SIMULATIONS

As of April 30<sup>th</sup>, 2025

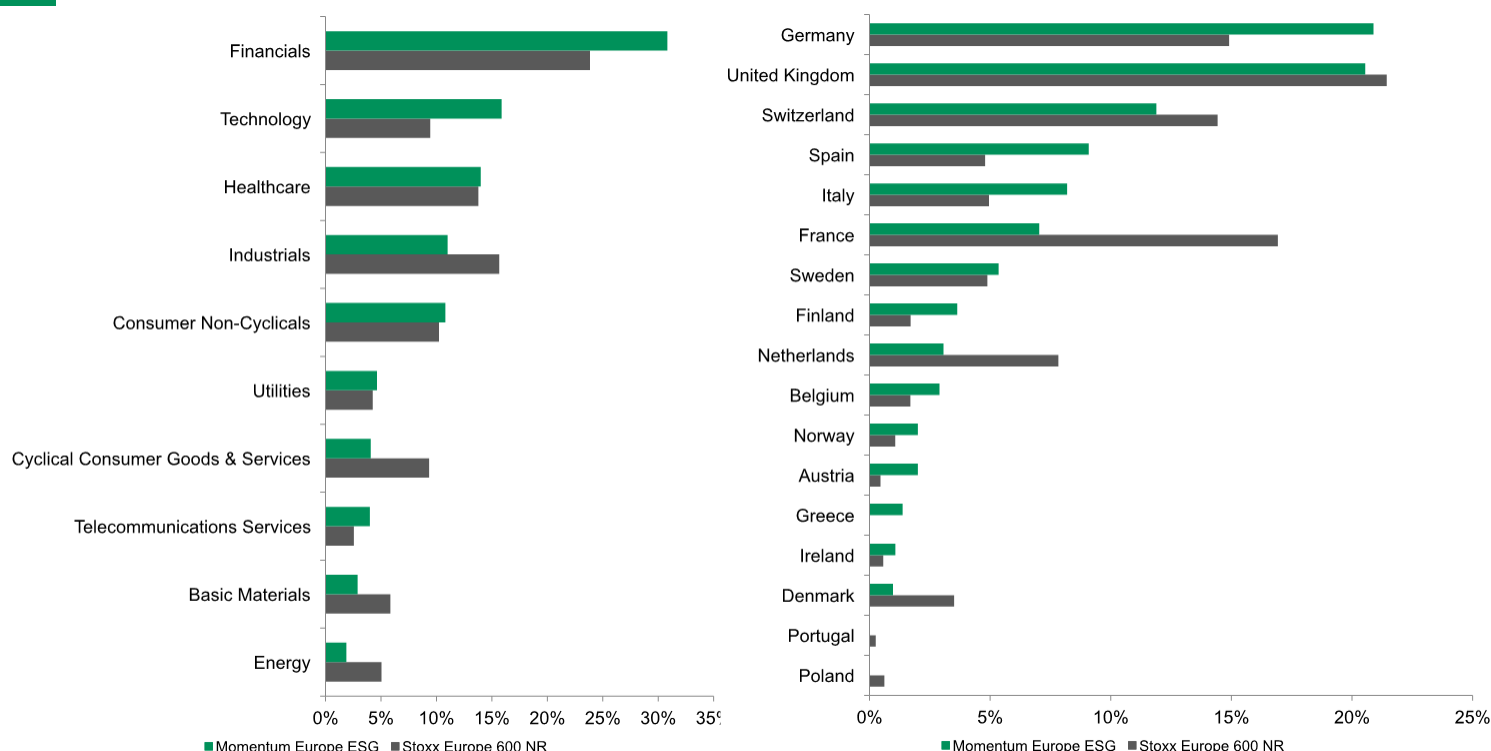


		Jan	Feb	Mar	Apr	May	Jun	Jul	Aug	Sep	Oct	Nov	Dec	YTD
2025	ETF	4.59%	3.39%	-2.60%	2.55%									8.01%
	SXXR	6.35%	3.41%	-3.84%	-0.67%									5.05%
2024	ETF	2.41%	3.40%	4.36%	-0.48%	5.49%	-0.03%	1.19%	0.81%	-0.22%	-2.62%	2.45%	-0.53%	17.16%
	SXXR	1.46%	1.98%	4.04%	-0.97%	3.31%	-1.16%	1.41%	1.55%	-0.34%	-3.26%	1.13%	-0.46%	8.79%
2023	ETF	5.82%	2.11%	0.39%	0.79%	-2.27%	3.00%	1.68%	-2.89%	-2.22%	-3.29%	8.10%	2.91%	14.32%
	SXXR	6.74%	1.88%	-0.32%	2.45%	-2.52%	2.41%	2.14%	-2.54%	-1.66%	-3.62%	6.62%	3.83%	15.80%
2022	ETF	-6.10%	-5.14%	1.88%	-2.82%	-1.71%	-7.50%	8.48%	-4.61%	-6.72%	4.34%	7.38%	-3.28%	-16.14%
	SXXR	-3.83%	-3.25%	1.00%	-0.72%	-0.92%	-8.02%	7.74%	-5.05%	-6.47%	6.35%	6.89%	-3.38%	-10.64%
2021	ETF	-0.98%	1.49%	6.90%	2.60%	3.39%	1.41%	2.24%	1.68%	-2.47%	2.86%	-2.45%	4.40%	22.76%
	SXXR	-0.75%	2.44%	6.42%	2.21%	2.59%	1.50%	2.06%	2.18%	-3.29%	4.67%	-2.53%	5.42%	24.91%
2020	ETF	1.04%	-7.81%	-15.38%	7.70%	3.97%	2.31%	0.15%	3.72%	-1.64%	-4.73%	9.56%	1.63%	-2.13%
	SXXR	-1.18%	-8.34%	-14.51%	6.50%	3.40%	3.06%	-0.95%	3.05%	-1.41%	-5.11%	13.84%	2.58%	-1.99%
2019	ETF	8.05%	0.98%	3.35%	0.18%	-2.63%	3.79%	0.19%	-2.33%	2.37%	-0.25%	3.61%	2.15%	20.73%
	SXXR	6.32%	4.15%	2.06%	3.76%	-4.94%	4.47%	0.31%	-1.35%	3.70%	1.04%	2.83%	2.13%	26.82%
2018	ETF	1.72%	-4.08%	-0.57%	4.67%	2.10%	-2.37%	2.67%	-2.01%	-1.48%	-7.85%	-2.26%	-4.12%	-13.36%
	SXXR	1.57%	-3.81%	-1.99%	4.49%	0.13%	-0.63%	3.14%	-2.14%	0.32%	-5.53%	-0.99%	-5.46%	-10.85%
2017	ETF	0.73%	3.47%	3.61%	2.74%	0.66%	-2.28%	2.04%	1.29%	3.38%	3.70%	-4.05%	1.49%	17.75%
	SXXR	-0.31%	3.05%	3.32%	1.98%	1.45%	-2.53%	-0.35%	-0.79%	3.90%	1.57%	-1.69%	0.81%	10.68%
2016	ETF							4.29%	0.33%	1.49%	-1.93%	-0.86%	4.18%	4.19%
	SXXR							3.73%	0.74%	-0.11%	-1.03%	1.05%	5.75%	5.34%
2004	ETF													
	SXXR													8.26%

On 30<sup>th</sup> November 2021, the underlying strategy of the ETF has changed to integrate ESG features.

Source: BNP Paribas and Bloomberg. Historical performance of the BNP Paribas Easy ESG Momentum Europe UCITS ETF since 07 June 2016. Comparative index: STOXX Europe 600 Index <SXXR Index>. Comparative index for illustrative purpose only. Past or simulated performance or achievement is not indicative of current or future performance. This is for general information only and should not be used as a basis for making any specific investment, business or commercial decisions. Any economic and market trend, prediction, projection or forecast is not necessarily indicative of the future or likely performance of the funds.

## SECTOR AND COUNTRY COMPOSITION



Source: BNP Paribas. Past performance is not a reliable indicator of future returns. Comparative index: STOXX Europe 600 index, Bloomberg code: <SXXR Index>. Comparative index for illustrative purpose only.

## INVESTMENT TEAM

- Multi Asset, Quantitative and Solutions (MAQS) is an investment group within BNPP Paribas Asset Management focused on four areas of expertise: Solutions & Advisory, Multi Asset, Quantitative & Index and Structured Management. Managing more than EUR 112 billion in assets and boasting 130 experts, MAQS responds to clients' needs with constant digital innovation, stringent risk management and continuous integration of environmental, social and governance criteria.

## INVESTMENT GUIDELINES

### 1. Investment Objective

- Replicate the performance of the **BNP Paribas Momentum Europe ESG Index** (Bloomberg: *BNPIFEME Index*), including fluctuations, and to maintain the Tracking Error between the sub-fund and the index below 1%.

### 2. Benchmark

- The benchmark is the **BNP Paribas Momentum Europe ESG Index**, published in EUR. The composition of the index is reviewed on a monthly basis. The index is valued daily. **BNP Paribas Momentum Europe ESG Index** measures the performance of European companies whose returns have demonstrated strong momentum over the preceding year and which are expected to continue the same pattern
- Index components can be downloaded from <https://indx.bnpparibas.com/>

### 3. Investment Guidelines<sup>1</sup>

- Long-only equity fund
- The strategy is implemented through a synthetic replication of the index. Exposure to the index is achieved by entering into a swap that enables the sub-fund to convert the exposure of its 'substitute basket' to the exposure to the index
- The sub-fund will not invest more than 10% of its net assets in shares or units issued by UCITS or other UCIs

<sup>2</sup>These internal guidelines are mentioned for your information only and are subject to change. Prospectus and KID guidelines will prevail.

## ETF CHARACTERISTICS

The **BNP PARIBAS EASY ESG MOMENTUM EUROPE UCITS ETF** is a Sub-fund of **BNP Paribas Easy**, a UCITS compliant SICAV registered under Luxembourg law.

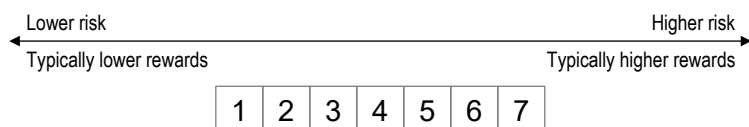
ETF	BNP PARIBAS EASY ESG MOMENTUM EUROPE			Fund Manager	Maxime PANEL		
Management Company	BNP PARIBAS ASSET MANAGEMENT Luxembourg			Custodian	BNP PARIBAS, Luxembourg Branch		
Delegated Manager	BNP PARIBAS ASSET MANAGEMENT Europe			SRI Ranking (scale from 1 to 7)*	4		
ISIN code	LU1377382012				LU1481201538		
Inception date	6/7/2016				1/31/2017		
iNAV Bloomberg ticker	IEMOM				IMOED		
Currency	Euro				Euro		
Dividend policy	Capitalisation				Distribution		
Ongoing charges	0.31%				0.31%		
Registered countries	Austria, Switzerland, Germany, Denmark, Finland, France, Italy, Luxembourg, Norway, Sweden				Switzerland, Germany, Denmark, Finland, France, Luxembourg, Sweden		
Listing Exchange	Euronext Paris	Xetra	SIX Swiss Exchange	Euronext Paris	Xetra	SIX Swiss Exchange	
Bloomberg code	EMOM FP	MOEU GR	EMOM SW	MOED FP	MOED GR	MOED SW	

<sup>1</sup>Registration for Institutional Clients only. For more information about ETFs, please contact: [LIST.AM.MAQS.ETF.INDEXPRODUCTDEV@bnpparibas.com](mailto:LIST.AM.MAQS.ETF.INDEXPRODUCTDEV@bnpparibas.com)

<sup>2</sup>Following the new Sustainable Finance Disclosure Regulation (SFDR) that came into force on the 10<sup>th</sup> of March 2021, financial entities such as BNP Paribas Asset Management who sell products into the EU are required to classify the products they manufacture or advise into three categories: products with sustainable investment objective (Article 9); products promoting environmental or social characteristics (Article 8); products neither Article 8 or Article 9 (Article 6).

Source: BNP Paribas, as of 31 January 2022.

## RISK AND REWARD PROFILE



The summary risk indicator is determined on a scale from 1 to 7 (7 being the highest risk level). It is subject to a periodical computation and can consequently, change over time

- Historical data may not be reliable indication for future
- The risk category of a Fund is an indicator but not a target or a guarantee and may shift over time
- The lowest category does not mean a risk-free investment
- Why is the Fund in this specific category?
  - The risk category is justified by the investment mainly in Stocks and Shares, the value of which can fluctuate considerably. These fluctuations are often amplified in the short term
- The higher the risk, the longer the recommended investment horizon

## INVESTMENT RISKS

- Investments in equity can involve significant fluctuations in prices, due for instance to negative information about a company or the market. Moreover, these fluctuations are often amplified in the short term.
- Investments in securities are subject to market fluctuations and the risks inherent to the equity market. The value of investments and the income they generate may go down as well as up and it is possible that investors will not recover their initial outlay.

### Specific risks related to this fund are described below:

- **Counterparty Risk:** This risk is associated with the ability of a counterparty in an Over The Counter financial transaction to fulfil its commitments like payment, delivery and reimbursement. The Management Company may enter into OTC Derivative with counterparties affiliated to the BNP Paribas Group. In this case, there is a potential conflict of interests between the interests of the Shareholders and the interests of the group to which the Management Company belongs. An ongoing efficient management policy of conflicts of interests shall ensure the respect of the primacy of Shareholders' interests. For more information you can read our best selection and best execution policy on [www.bnpparibas-am.com](http://www.bnpparibas-am.com)
- **Liquidity Risk:** This risk arises from the difficulty of selling an asset at a fair market price and at a desired time due to lack of buyers
- **Tracking Error Risk:** The performance of the Sub-Fund may deviate from the actual performance of the underlying index
- **Conflict of Interest Risk:** The Management Company may enter into OTC Derivative with counterparties affiliated to the BNP Paribas Group. In this case, there is a potential conflict of interests between the interests of the Shareholders and the interests of the group to which the Management Company belongs. An ongoing efficient management policy of conflicts of interests shall ensure the respect of the primacy of Shareholders' interests.
- For more information on risks, please see the "Investment Risks" section of the fund's prospectus or KID. All relevant documents (prospectus, annual report, KID...) can be downloaded free of charge from our website: [www.easy.bnpparibas.fr](http://www.easy.bnpparibas.fr) or [www.bnpparibas-am.com](http://www.bnpparibas-am.com)

## DISCLAIMER

BNP PARIBAS ASSET MANAGEMENT France, "the investment management company", is a simplified joint stock company with its registered office at 1 boulevard Haussmann 75009 Paris, France, RCS Paris 319 378 832, registered with the "Autorité des marchés financiers" under number GP 96002.

This material is issued and has been prepared by the investment management company. It contains opinions and statistical data that are considered lawful and correct on the day of their publication according to the economic and financial environment at the time. This document does not constitute investment advice or form part of an offer or invitation to subscribe for or to purchase any financial instrument(s) nor shall it or any part of it form the basis of any contract or commitment whatsoever.

This document is provided without knowledge of an investors' situation. Prior to any subscription, investors should verify in which countries the financial instruments referred to in this document refers are registered and authorised for public sale. In particular financial instruments cannot be offered or sold publicly in the United States. Investors considering subscriptions should read carefully the most recent prospectus and Key Information Document (KID) agreed by the regulatory authority, these documents are available in the language of the country in which the financial instrument(s) is authorised for the distribution and/or in English as the case may be, on the following website, under heading "our funds": <https://www.bnpparibas-am.com/>

Investors are invited to consult the most recent financial reports, which are also available on the website. Investors should consult their own legal and tax advisors prior to investing. Given the economic and market risks, there can be no assurance that the financial instrument(s) will achieve its investment objectives. Their value can decrease as well as increase. In particular, changes in currency exchange rates may affect the value of an investment. Performance is shown net of management fees and is calculated using global returns with time factored in, with net dividends and reinvested interest, and does not include subscription-redemption fees, exchange rate fees or tax. Past performance is not a guarantee of future results.

You can obtain this by clicking here:

[www.bnpparibas-am.fr/investisseur-professionnel/synthese-des-droits-des-investisseurs](http://www.bnpparibas-am.fr/investisseur-professionnel/synthese-des-droits-des-investisseurs) a summary of investor rights in French. BNP PARIBAS ASSET MANAGEMENT FRANCE may decide to discontinue the marketing of the financial instruments, in the cases covered by the applicable regulations.

"The sustainable investor for a changing world" reflects the objective of BNP PARIBAS ASSET MANAGEMENT France to integrate sustainable development into its activities, without all funds of BNP PARIBAS ASSET MANAGEMENT France belonging to articles 8 or 9 of the Regulation (EU) 2019/2088 on sustainability-related disclosures in the financial services sector ("SFDR"). For more information, please see [www.bnpparibas-am.com/en/sustainability](http://www.bnpparibas-am.com/en/sustainability).