


For professional investors

# BNP PARIBAS EASY ETF & INDEX FUNDS RANGE



Marketing Communication  
August 2024







**BNP PARIBAS**  
ASSET MANAGEMENT

The sustainable  
investor for a  
changing world





BNP PARIBAS EASY

ETF & INDEX FUNDS RANGE

BNP PARIBAS EASY	ETF & INDEX FUNDS RANGE		Dividend Policy	ISIN <sup>1</sup>	ETF Bloomberg Ticker					Passporting Countries	Listing Places	Trading Currency <sup>3</sup>	Replication Method	SFDR Category <sup>4</sup>	OCR <sup>5</sup> 31.07.2024	Assets as of 31.07.2024 (M€)	SRI <sup>6</sup>
	EQUITIES																
	SRI (SOCIALLY RESPONSIBLE INVESTMENT)																
	MSCI Europe SRI S-Series PAB 5% Capped	<div>Index Fund available</div>	Distributing	LU1753045415	SRIE FP, ZSRI GY, SRIE IM	✓	✓g	✓	✓	AT, CH, CL, DE, DK, ES, FI, FR, IE, IT², LU, NL, SE, SG²	Euronext Paris, Xetra, Borsa Italiana	EUR	Physical	8	0.25%	473	4
			Accumulating	LU1753045332	SRIEC FP, ASRR GY, SRIECN MM, SRIEC SW						Euronext Paris, Xetra, SIX Swiss Exchange, BMV (Mexico)						
	MSCI Europe Small Caps SRI S-Series PAB 5% Capped	<div>Index Fund available</div>	Accumulating	LU1291101555	EESM FP, EESM GY, EESM IM, EESM SW		✓g			AT, CH, DE, DK, ES, FI, FR, IE, IT², LU, NL, SE, SK	Euronext Paris, Xetra, Borsa Italiana, SIX Swiss Exchange	EUR	Physical	8	0.25%	282	4
	MSCI EMU SRI S-Series PAB 5% Capped	<div>Index Fund available</div>	Accumulating	LU1953137681	MUSRI FP, EMUS GY, MUSRI IM, MUSRI SW	✓	✓g	✓	✓	AT, CH, CL, DE, DK, ES, FI, FR, IE, IT², LU, NL, SE, SK	Euronext Paris, Xetra, Borsa Italiana, SIX Swiss Exchange	EUR	Physical	8	0.25%	161	4
	MSCI USA SRI S-Series PAB 5% Capped	<div>Index Fund available</div>	Accumulating	LU1291103338	EKLD FP, EKLD GY, EKLDN MM, EKLD SW	✓	✓g	✓	✓	AT, CH, CL, CZ, DE, DK, FI, FR, IE, IT², LU, NL, SE, SK	Euronext Paris, Xetra, SIX Swiss Exchange, BMV (Mexico)	USD	Physical	8	0.25%	1 253	5
			Distributing	LU1659681669	EKUS FP, EKUS GY, EKUS IM					Euronext Paris, Xetra, Borsa Italiana	EUR	5					
			Accumulating	LU1659681586	EKLDG FP, ZSRM GY					Euronext Paris, Xetra		5					
	MSCI Japan SRI S-Series PAB 5% Capped	<div>Index Fund available</div>	Distributing	LU1753045928	SRIJ FP, JSRI GY, SRIJ IM	✓	✓g	✓	✓	AT, CH, CL, DE, DK, ES, FI, FR, IE, IT², LU, NL, SE	Euronext Paris, Xetra, Borsa Italiana	EUR	Physical	8	0.25%	154	4
			Accumulating	LU1753045845	SRIJC FP, QUEJ GY, SRIJC SW, SRIJCN MM					Euronext Paris, Xetra, SIX Swiss Exchange, BMV (Mexico)	4						
MSCI China Select SRI S-Series 10% Capped	<div>Index Fund available</div>	Accumulating	LU2314312922	CHINU FP, 9WIA GY, CHINS SW	✓	✓c	✓		AT, CH, DE, DK, ES, FI, FR, IT², LU, NL, SE	Euronext Paris, Xetra, SIX Swiss Exchange	USD	Physical	8	0.30%	73	6	
			LU2314312849	CHINE FP, 9WI GY, CHINE IM				Euronext Paris, Xetra, Borsa Italiana	EUR	6							
MSCI Emerging SRI S-Series PAB 5% Capped	<div>Index Fund available</div>	Accumulating	LU1291098314	EMSR FP, ESRI GY, EMSR SW, EMSRN MM					AT, CH, CL, DE, DK, FI, FR, IE, IT², LU, NL, SE	Euronext Paris, Xetra, SIX Swiss Exchange, BMV (Mexico)	USD	Synthetic	8	0.30%	458	4	
		Distributing	LU1659681313	EISR FP, XU6C GY, EISR IM	✓g	AT, CH, CL, DE, DK, ES, FI, FR, IE, IT², LU, NL, SE	Euronext Paris, Xetra, Borsa Italiana	EUR	4								
		Accumulating	LU1659681230	EMIS FP, ZSRN GY		AT, CH, CL, DE, DK, FI, FR, IE, IT², LU, NL, SE	Euronext Paris, Xetra		4								
		MSCI World SRI S-Series PAB 5% Capped	<div>Index Fund available</div>	Accumulating	LU1291108642	EWRD FP, EWRD GY, EWRD SW, EWRDN MM	✓	✓g	✓	✓	AT, CH, DE, DK, ES, FI, FR, IE, IT², LU, NL, NO, SE					Euronext Paris, Xetra, SIX Swiss Exchange, BMV (Mexico)	USD
Accumulating	LU1615092217			EMWE FP, EMWE GY, EMWE IM	AT, CH, CZ, DE, DK, ES, FI, FR, GB, IE, IT², LU, NL, SE, SK	Euronext Paris, Xetra, Borsa Italiana					EUR	4					
Distributing	LU2641925016			EMWD FP	AT, CH, DE, DK, ES, FI, FR, GB, IT², LU, NL, SE	Euronext Paris						4					
MSCI ACWI SRI S-Series PAB 5% Capped		Accumulating	IE0004HBJKG0	PAACE FP, PAACE ID, ESAB GY, PAACE IM		✓g			CH, DE, DK, FR, GB, IE, IT²	Euronext Paris, Euronext Dublin, Xetra, Borsa Italiana	EUR	Physical	8	0.20%	49	4	
			IE000WQ50293	PAACU FP, PAACU ID, ESAC GY, PAACU SW	CH, DE, DK, FR, GB, IE, IT²		Euronext Paris, Euronext Dublin, Xetra, SIX Swiss Exchange	USD	4								
ESG MIN TRACKING ERROR (TE)																	
MSCI Europe ESG Filtered Min TE	<div>Index Fund available</div>	Accumulating	LU1291099718	EEUE FP, EEUX GY, EEUE IM, EEUE SW	✓					AT, CH, DE, DK, ES, FI, FR, IT², LU, NL, SE, SG²	Euronext Paris, Xetra, Borsa Italiana, SIX Swiss Exchange	EUR	Physical	8	0.15%	998	4
MSCI EMU ESG Filtered Min TE	<div>Index Fund available</div>	Accumulating	LU1291098827	EEMU FP, EMUX GY, EEMU IM, EMUF SW	✓					AT, CH, DE, DK, ES, FI, FR, IT², LU, NL, SE	Euronext Paris, Xetra, Borsa Italiana, SIX Swiss Exchange	EUR	Physical	8	0.15%	446	4
MSCI North America ESG Filtered Min TE	<div>Index Fund available</div>	Accumulating	LU1291104575	ENAM FP, ENOA GY, ENAM IM, ENAM SW	✓					AT, CH, DE, DK, ES, FI, FR, GB, IT², LU, NL, SE, SG²	Euronext Paris, Xetra, Borsa Italiana, SIX Swiss Exchange	EUR	Physical	8	0.15%	241	5
MSCI Pacific ex Japan ESG Filtered Min TE	<div>Index Fund available</div>	Accumulating	LU1291106356	EPEJ FP, PAC GY, EPEJ IM, EPEJ SW	✓					AT, CH, CL, DE, DK, ES, FI, FR, GB, IT², LU, NL, SE	Euronext Paris, Xetra, Borsa Italiana, SIX Swiss Exchange	EUR	Physical	8	0.15%	470	4
MSCI Japan ESG Filtered Min TE	<div>Index Fund available</div>	Accumulating	LU1291102447	EJAP FP, EJAP GY, EJAP SW, EJAP MM	✓				AT, CH, CL, DE, DK, ES, FI, FR, GB, IT², LU, NL, SE	Euronext Paris, Xetra, SIX Swiss Exchange, BMV (Mexico)	EUR	Physical	8	0.15%	1 905	4	
			LU1481203070	EJAH FP, EJAH GY, EJAH IM					AT, CH, CL, DE, DK, ES, FI, FR, IT², LU, SE	Euronext Paris, Xetra, Borsa Italiana	EUR Hedged					4	
			LU2800573128	EJAPU FP					AT, CH, DE, DK, ES, FI, FR, GB, IT², LU, NL, SE	Euronext Paris	USD					4	
MSCI Emerging ESG Filtered Min TE	<div>Index Fund available</div>	Accumulating	LU1291097779	EEMK FP, EMKX GY, EEMK IM, EEMK SW					AT, CH, DE, DK, ES, FI, FR, GB, IT², LU, NL, SE	Euronext Paris, Xetra, Borsa Italiana, SIX Swiss Exchange	EUR	Physical	8	0.25%	642	4	
MSCI World ESG Filtered Min TE		Accumulating	IE0008FB2WZ1	WEMTE FP, ASRW GY, WEMTE SW	✓				AT, CH, DE, DK, ES, FI, FR, GB, IE, IT², LU, NL, SE	Euronext Paris, Xetra, SIX Swiss Exchange	USD	Physical	8	0.15%	233	4	
			IE000W8HP9L8	WEMT2 FP, ASRY GY, WEMT2 IM, WEMT2 SW					AT, CH, DE, DK, ES, FI, FR, GB, IE, IT², LU, NL, SE	Euronext Paris, Xetra, Borsa Italiana, SIX Swiss Exchange	EUR					4	
			IE000EHPAS96	WEMTH FP					AT, ES, FR, IE, SE	Euronext Paris	EUR Hedged					4	
ESG (ENVIRONMENTAL, SOCIAL, GOVERNANCE)																	
S&P 500 ESG		Accumulating	IE0000VX9GN7	SPEUS FP, INOA GY, SPEUS ID, SPEUS SW	✓				AT, CH, DE, DK, ES, FI, FR, GB, IE, IT², LU, NL, NO, SE	Euronext Dublin, Euronext Paris, Xetra, SIX Swiss Exchange	USD	Physical	8	0.12%	1 117	5	
			IE0004J37745	SPEEU FP, INOB GY, SPEEU IM, SPEEU ID, SPEEU SW					AT, CH, DE, DK, ES, FI, FR, GB, IE, IT², LU, NL, NO, SE	Euronext Dublin, Euronext Paris, Xetra, Borsa Italiana, SIX Swiss Exchange	EUR					5	
			IE000Q6C8036	SPEUH FP, ESAA GY					AT, CH, DE, DK, ES, FI, FR, GB, IE, IT², LU, NL, NO, SE	Euronext Paris, Xetra	EUR Hedged					5	
CAC 40 ESG		Distributing	FR0010150458	E40 FP, KEYX GY	✓				DE, DK, FI, FR, LU	Euronext Paris, Xetra	EUR	Physical	8	0.25%	207	5	
ACTIVE BETA EQUITIES																	
Sustainable Japan		Accumulating	IE000YARB010	AJASE FP, LM9E GY, LM9F GY, AJASE IM					IE	Pending: Euronext Paris, Xetra, Borsa Italiana	EUR / USD	Physical	8	0,20%	5	4	
			IE0000SS94R1	AJASR FP					IE	Pending: Euronext Paris	EUR					4	
ESG THEMATIC																	
ECPI Circular Economy Leaders	<div>Index Fund available</div>	Accumulating	LU1953136527	REUSE FP, EMEC GY, REUSE IM, REUSE SW, REUSEN MM	✓	✓g			AT, CH, CL, CZ, DE, DK, ES, FI, FR, IE, IT², LU, NL, SE, SK	Euronext Paris, Xetra, Borsa Italiana, SIX Swiss Exchange, BMV (Mexico)	EUR	Physical	8	0.30%	920	4	
			LU2533810276	REUSD FP, BJLC GY, REUSD SW					AT, CH, CL, DE, ES, FR, IT², LU, NL	Euronext Paris, Xetra, SIX Swiss Exchange	USD					4	
ECPI Global ESG Infrastructure		Accumulating	IE000FF2EBQ8	ENG FP, XU61 GY, EENG IM, ENGEU SW	✓	✓g			AT, CH, DE, DK, ES, FI, FR, GB, IE, IT², LU, NL, SE	Euronext Paris, Xetra, Borsa Italiana, SIX Swiss Exchange	EUR	Physical	8	0.30%	202	4	
			IE000603TTP9	ENGUS FP, BJLB GY, ENGUS SW					AT, CH, DE, DK, ES, FI, FR, GB, IE, IT², LU, NL, SE	Euronext Paris, Xetra, SIX Swiss Exchange	USD					4	
ECPI Global ESG Blue Economy		<div>Index Fund available</div>	Accumulating	LU2194447293	BLUE FP, BJLE GY, OCEAN IM, BLUE SW		✓g			AT, CH, DE, DK, ES, FI, FR, GB, IT², LU, NL, SE, SK	Euronext Paris, Xetra, Borsa Italiana, SIX Swiss Exchange	EUR	Physical	8	0.30%	246	4
	LU2533813296			BLUSD FP, ASRI GY, BLUSD SW	AT, CH, DE, ES, FR, GB, IT², LU, NL					Euronext Paris, Xetra, SIX Swiss Exchange	USD	4					
ECPI Global ESG Hydrogen Economy	<div>Index Fund available</div>	Accumulating	LU2365458145	HYDRO FP, ASRS GY, HYDESG IM, HYDRO SW		✓g			AT, CH, DE, DK, ES, FI, FR, GB, IT², LU, NL, SE	Euronext Paris, Xetra, Borsa Italiana, SIX Swiss Exchange	EUR	Physical	8	0.30%	62	5	
			LU2533813023	HYDUS FP, ASRZ GY, HYDUS SW					AT, CH, DE, ES, FR, GB, IT², LU, NL	Euronext Paris, Xetra, SIX Swiss Exchange	USD					5	
ECPI Global ESG Med Tech	<div>Index Fund available</div>	Accumulating	LU2365457410	MEDTE FP, ASRP GY, MEDTE IM, MEDTE SW		✓g			AT, CH, DE, DK, ES, FI, FR, GB, IT², LU, NL, SE, SK	Euronext Paris, Xetra, Borsa Italiana, SIX Swiss Exchange	EUR	Physical	8	0.30%	44	4	
			LU2533811084	MTUSD FP, BJLA GY, MTUSD SW					AT, CH, DE, ES, FR, GB, IT², LU, NL	Euronext Paris, Xetra, SIX Swiss Exchange	USD					4	

BNP PARIBAS EASY

ETF & INDEX FUNDS RANGE

ETF & INDEX FUNDS RANGE		Dividend Policy	ISIN <sup>1</sup>	ETF Bloomberg Ticker					Passporting Countries	Listng Places	Trading Currency <sup>3</sup>	Replication Method	SFDR Category <sup>4</sup>	OCR <sup>5</sup> 31.07.2024	Assets as of 31.07.2024 (M€)	SRI <sup>6</sup>
CLIMATE-RELATED EQUITIES																
Low Carbon 100 Eurozone PAB	<a href="#">Index Fund available</a>	Accumulating	LU2194448267	LCEZ FP, LCDE GY, LCEUZ IM	✓	✓g			AT, DE, DK, ES, FI, FR, IT², LU, NL, SE	Euronext Paris, Xetra, Borsa Italiana	EUR	Physical	8	0.30%	23	4
Low Carbon 100 Europe PAB		Accumulating	LU1377382368	ECN FP, LCEU GY, LCEU IM, LCEU SE	✓	✓g			AT, CH, DE, DK, ES, FI, FR, GB, IE, IT², LU, NL, SE	Euronext Paris, Xetra, Borsa Italiana, SIX Swiss Exchange	EUR	Physical	8	0.30%	1 469	4
		Distributing	LU1377382442	ECND FP					AT, CH, DE, DK, ES, FI, FR, GB, IT², LU, NL, SE	Euronext Paris	EUR					4
		Distributing	LU2777377875	LCEUD FP					AT, CH, DE, DK, ES, FI, FR, GB, IE, IT², LU, NL, SE	Euronext Paris	EUR					4
Low Carbon 300 World PAB	<a href="#">Index Fund available</a>	Accumulating	LU2194449075	LCWLD FP, LOWD GY, LCWLD IM, LCWLD SW	✓	✓g			AT, CH, DE, DK, ES, FI, FR, IT², LU, NL, SE	Euronext Paris, Xetra, Borsa Italiana, SIX Swiss Exchange	EUR	Physical	8	0.30%	47	4
ESG Eurozone Biodiversity Leaders PAB	<a href="#">Index Fund available</a>	Accumulating	LU2446381555	BIODV FP, ASRV GY, BIODV IM, BIODL SW	✓	✓g			AT, CH, DE, DK, ES, FI, FR, IT², LU, NL, SE	Euronext Paris, Xetra, Borsa Italiana, SIX Swiss Exchange	EUR	Physical	8	0.35%	51	4
FTSE EPRA Nareit Developed Europe ex UK Green CTB	<a href="#">Index Fund available</a>	Accumulating	LU2008763935	GREAL FP, EEPG GY, GREAL IM			✓b		AT, DE, DK, ES, FI, FR, IE, IT², LU, NL, SE	Euronext Paris, Xetra, Borsa Italiana	EUR	Physical	8	0.40%	69	5
FTSE EPRA Nareit Global Developed Green CTB		Accumulating	LU2365458905	GRCTB FP, ASRM GY, GRCTB IM			✓a		AT, DE, DK, ES, FI, FR, IT², LU, NL, SE, SK	Euronext Paris, Xetra, Borsa Italiana	EUR	Physical	8	0.40%	27	4
FIXED INCOME																
ESG GOVERNMENT BONDS																
JPM ESG EMU Government Bond IG	<a href="#">Index Fund available</a>	Accumulating	LU1481202692	JBEM FP, JBEM GY, JBEM IM, JBEM SW			✓d		AT, CH, DE, DK, ES, FI, FR, GB, IE, IT², LU, NL, SE	Euronext Paris, Xetra, Borsa Italiana, SIX Swiss Exchange	EUR	Physical	8	0.15%	2 557	3
JPM ESG EMU Government Bond IG 1-3Y		Accumulating	LU2533810862	GEU3C FP, BJLG GY, GEU3C IM, GEU3C SW			✓e		AT, CH, DE, DK, ES, FI, FR, IT², LU, NL, SE	Euronext Paris, Xetra, Borsa Italiana, SIX Swiss Exchange	EUR	Physical	8	0.15%	154	2
		Distributing	LU2533810789	GEU3D FP, BJLH GY, GEU3D IM					AT, CH, DE, DK, ES, FI, FR, IT², LU, NL, SE	Euronext Paris, Xetra, Borsa Italiana						2
JPM ESG EMU Government Bond IG 3-5Y	<a href="#">Index Fund available</a>	Accumulating	LU2244387457	GEMU FP, ASRE GY, GEMU IM, EMUGB SW			✓b		AT, CH, DE, DK, ES, FI, FR, IT², LU, NL, SE	Euronext Paris, Xetra, Borsa Italiana, SIX Swiss Exchange	EUR	Physical	8	0.15%	2 286	2
JPM ESG EMU Government Bond IG 10Y+	<a href="#">Index Fund available</a>	Accumulating	LU2742533636	GOV10 FP, BJLS GY, GOV10 IM, GOV10 SW					AT, CH, DE, DK, ES, FI, FR, GB, IT², LU, NL, SE	Euronext Paris, Xetra, Borsa Italiana, SIX Swiss Exchange	EUR	Physical	8	0.15%	52	4
		Distributing	LU2742533552	GOD10 FP, BJLR GY					AT, CH, DE, DK, ES, FI, FR, GB, IT², LU, NL, SE	Euronext Paris, Xetra						4
JPM ESG EMBI Global Diversified Composite	<a href="#">Index Fund available</a>	Accumulating	LU1547515053	EMBI FP, ASRC GY, EGDC SW					AT, CH, CL, DE, DK, ES, FI, FR, GB, IT², LU, NL, SE	Euronext Paris, Xetra, SIX Swiss Exchange	USD	Physical	8	0.25%	1 366	3
			LU1547515137	EMBH FP, ASRD GY, ASRD IM, EMBH SW					AT, CH, CL, DE, DK, ES, FI, FR, GB, IE, IT², LU, NL, SE	Euronext Paris, Xetra, Borsa Italiana, SIX Swiss Exchange						EUR Hedged
SRI AGGREGATE BONDS																
€ Aggregate Bond SRI Fossil Free	<a href="#">Index Fund available</a>	Accumulating	LU2533812991	BSRIC FP, BJLF GY, BSRIC IM	✓		✓f		AT, DE, DK, ES, FI, FR, IT², LU, NL, SE	Euronext Paris, Xetra, Borsa Italiana	EUR	Physical	8	0.15%	178	2
		Distributing	LU2533812728	BSRID FP, BJLD GY, BSRID IM					AT, DE, DK, ES, FI, FR, IT², LU, NL, SE	Euronext Paris, Xetra, Borsa Italiana						2
SRI CORPORATE BONDS																
€ Corp Bond SRI PAB	<a href="#">Index Fund available</a>	Accumulating	LU1859444769	SRIC FP, ASRI GY, SRIC IM, SRIC SW	✓		✓g	✓	AT, CH, CZ, DE, DK, ES, FI, FR, GB, IE, IT², LU, NL, SE, SG²	Euronext Paris, Xetra, Borsa Italiana, SIX Swiss Exchange	EUR	Physical	8	0.15%	2 830	2
		Distributing	LU1953136287	SRICD FP, ASRT GY					AT, CH, DE, DK, ES, FI, FR, IT², LU, NL, SE, SG²	Euronext Paris, Xetra						2
€ Corp Bond SRI PAB 1-3Y	<a href="#">Index Fund available</a>	Distributing	LU2008760592	SRIC3 FP, ASR3 GY, SRIC3 IM, SRIC3 SW	✓		✓g	✓	AT, CH, DE, DK, ES, FI, FR, IE, IT², LU, NL, SE	Euronext Paris, Xetra, Borsa Italiana, SIX Swiss Exchange	EUR	Physical	8	0.15%	2 398	2
€ Corp Bond SRI PAB 3-5Y	<a href="#">Index Fund available</a>	Distributing	LU2008761053	SRIC5 FP, ASR5 GY, SRIC5 IM, SRIC5 SW	✓		✓g	✓	AT, CH, DE, DK, ES, FI, FR, IE, IT², LU, NL, SE	Euronext Paris, Xetra, Borsa Italiana, SIX Swiss Exchange	EUR	Physical	8	0.15%	1 853	2
		Accumulating	LU2446383338	SRIC6 FP, ASRX GY					AT, CH, DE, DK, ES, FI, FR, IT², LU, NL, SE	Euronext Paris, Xetra						2
€ Corp Bond SRI Fossil Free 7-10Y	<a href="#">Index Fund available</a>	Accumulating	LU2742532828	SRIC7 FP, BJLU GY, SRIC7 IM, SRIC7 SW					AT, CH, DE, DK, ES, FI, FR, GB, IT, LU, NL, SE	Euronext Paris, Xetra, Borsa Italiana, SIX Swiss Exchange	EUR	Physical	8	0.15%	31	4
		Distributing	LU2742532745	SRID7 FP, BJLT GY					AT, CH, DE, DK, ES, FI, FR, GB, IT², LU, NL, SE	Euronext Paris, Xetra						4
€ Corp Bond SRI Fossil Free Ultrashort Duration	<a href="#">Index Fund available</a>	Accumulating	LU2533812058	SRIUC FP, BJLI GY, SRIUC IM					AT, DE, DK, ES, FI, FR, GB, IT², LU, NL, SE	Euronext Paris, Xetra, Borsa Italiana	EUR	Physical	8	0.10%	174	1
		Distributing	LU2533811910	SRIUD FP, BJLL GY					AT, DE, DK, ES, FI, FR, GB, IT², LU, NL, SE	Euronext Paris, Xetra						1
€ High Yield SRI Fossil Free	<a href="#">Index Fund available</a>	Accumulating	LU2244386053	HYSRI FP, ASRF GY, HYSRI IM	✓		✓a	✓	AT, DE, DK, ES, FI, FR, IT², LU, NL, SE, SK	Euronext Paris, Xetra, Borsa Italiana	EUR	Physical	8	0.25%	355	3
		Distributing	LU2244386137	HSRID FP, ASRG GY, HSRID IM					AT, DE, DK, ES, FI, FR, IT², LU, NL, SE	Euronext Paris, Xetra, Borsa Italiana						3
USD Corp Bond SRI Fossil Free	<a href="#">Index Fund available</a>	Accumulating	LU2616774076	USCBC FP, BJLJ GY, USCBC IM					AT, DE, DK, ES, FI, FR, GB, IT², LU, NL, SE	Euronext Paris, Xetra, Borsa Italiana	USD (FP, GY) / EUR (IM)	Physical	8	0.20%	72	3
		Distributing	LU2616776444	USCBD FP, BJLK GY					AT, DE, DK, ES, FI, FR, GB, IT², LU, NL, SE	Euronext Paris, Xetra						3
ACTIVE BETA BONDS																
Sustainable EUR Corporate Bond	<a href="#">Index Fund available</a>	Accumulating	LU2697596745	ACES FP, BJLN GY, SEUCB IM, ACES SW					AT, CH, DE, DK, ES, FI, FR, GB, IT², LU, NL, SE	Euronext Paris, Xetra, Borsa Italiana, SIX Swiss Exchange	EUR	Physical replication of a Model portfolio	9	0.25%	66	2
		Distributing	LU2697596828	ACESD FP, BJLP GY, ACESD SW					AT, CH, DE, DK, ES, FI, FR, GB, IT², LU, NL, SE	Euronext Paris, Xetra, SIX Swiss Exchange						2
Sustainable EUR Government Bond	<a href="#">Index Fund available</a>	Accumulating	LU2697597552	AGES FP, BJLM GY, SEUGB IM, AGES SW					AT, CH, DE, DK, ES, FI, FR, GB, IT², LU, NL, SE	Euronext Paris, Xetra, Borsa Italiana, SIX Swiss Exchange	EUR	Physical replication of a Model portfolio	8	0.18%	60	3
		Distributing	LU2697597719	AGESD FP, BJLQ GY, AGESD SW					AT, CH, DE, DK, ES, FI, FR, GB, IT², LU, NL, SE	Euronext Paris, Xetra, SIX Swiss Exchange						3
Sustainable EUR Corporate Bond December 2027	<a href="#">Index Fund available</a>	Accumulating	LU2823898353	ACE27 FP, BJLV GY, ACE27 IM					AT, DE, DK, ES, FI, FR, IT², LU, NL, SE	Pending: Euronext Paris, Xetra, Borsa Italiana	EUR	Physical replication of a Model portfolio	8	0,12%	10	2
		Distributing	LU2823898437	BJLOGY					AT, DE, DK, ES, FI, FR, IT², LU, NL, SE	Pending: Xetra						2
Sustainable EUR Corporate Bond December 2029	<a href="#">Index Fund available</a>	Accumulating	LU2823896811	ACE29 FP, BJLWGY, ACE29 IM					AT, DK, ES, FI, FR, IT², LU, NL, SE	Pending: Euronext Paris, Xetra, Borsa Italiana	EUR	Physical replication of a Model portfolio	8	0,12%	10	2
		Distributing	LU2823896738	BJLZ GY					AT, DK, ES, FI, FR, IT², LU, NL, SE	Pending: Xetra						2
Sustainable EUR Corporate Bond December 2032	<a href="#">Index Fund available</a>	Accumulating	LU2823895847	ACE32 FP, BJLWX GY, ACE32 IM					AT, DK, ES, FI, FR, IT², LU, NL, SE	Pending: Euronext Paris, Xetra, Borsa Italiana	EUR	Physical replication of a Model portfolio	8	0,12%	10	3
		Distributing	LU2823895763	BJLY GY					AT, DK, ES, FI, FR, IT², LU, NL, SE	Pending: Xetra						3
GREEN BONDS																
JPM ESG Green Social & Sustainability IG EUR Bond	<a href="#">Index Fund available</a>	Accumulating	LU2365458814	GSSBD FP, ASRQ GY, EIEGSS IM, GSSBD SW			✓c		AT, CH, DE, DK, ES, FI, FR, GB, IT², LU, NL, SE	Euronext Paris, Xetra, Borsa Italiana, SIX Swiss Exchange	EUR	Physical	9	0.25%	269	3
		Distributing	LU2365458731	GSSBD FP, ASRN GY					AT, CH, DE, DK, ES, FI, FR, GB, IT², LU, NL, SE	Euronext Paris, Xetra						3

ETF & INDEX FUNDS RANGE	Dividend Policy	ISIN <sup>1</sup>	ETF Bloomberg Ticker					Passporting Countries	Listing Places	Trading Currency <sup>3</sup>	Replication Method	SFDR Category <sup>4</sup>	OCR <sup>5</sup> 31.07.2024	Assets as of 31.07.2024 (M€)	SRI <sup>6</sup>	
ESG SMART BETA BY BNP PARIBAS																
ESG Growth Europe	<div>Index Fund available</div>	Accumulating	LU2244387887	EGRO FP, EGRE GY, EGRO IM					DE, DK, FI, FR, IT², LU, NL, SE	Euronext Paris, Xetra, Borsa Italiana	EUR	Synthetic	8	0.30%	60	4
ESG Low Vol Europe		Accumulating	LU1377381717	EVOE FP, VLEU GY, EVOE IM, EVOE SE					AT, CH, CZ, DE, DK, ES, FI, FR, GB, IT², LU, NL, NO, SE	Euronext Paris, Xetra, Borsa Italiana, SIX Swiss Exchange	EUR	Synthetic	8	0.30%	52	4
	Distributing	LU1481201025	VLED FP, VLED GY, VLED SE	CH, DE, DK, FI, FR, LU, SE					Euronext Paris, Xetra, SIX Swiss Exchange	4						
ESG Low Vol US		Accumulating	LU1377381980	EVOU FP, VLUS GY, EVOU IM, EVOU SE					AT, CH, CZ, DE, DK, FI, FR, GB, IT², LU, NO, SE	Euronext Paris, Xetra, Borsa Italiana, SIX Swiss Exchange	EUR	Synthetic	8	0.30%	12	5
	Distributing	LU1481201298	VLUD FP, VLUD GY, VLUD SE	CH, DE, DK, FI, FR, LU, SE					Euronext Paris, Xetra, SIX Swiss Exchange	5						
	Accumulating	LU1481201371	VLUU GY, VLUU SE	CH, CZ, DE, DK, FI, LU, SE					Xetra, SIX Swiss Exchange	USD						5
ESG Momentum Europe		Accumulating	LU1377382012	EMOM FP, MOEU GY, EMOM IM, EMOM SE					AT, CH, DE, DK, FI, FR, GB, IT², LU, NO, SE	Euronext Paris, Xetra, Borsa Italiana, SIX Swiss Exchange	EUR	Synthetic	8	0.30%	3	4
	Distributing	LU1481201538	MOED FP, MOED GY, MOED SE	CH, DE, DK, FI, FR, LU, SE					Euronext Paris, Xetra, SIX Swiss Exchange	4						
ESG Quality Europe		Accumulating	LU1377382103	EQUA FP, QUEU GY, EQUA IM, EQUA SE					AT, CH, DE, DK, FI, FR, GB, IT², LU, NO, SE	Euronext Paris, Xetra, Borsa Italiana, SIX Swiss Exchange	EUR	Synthetic	8	0.30%	84	4
	Distributing	LU1481201611	QUED FP, QUED GY, QUED SE	CH, DE, DK, FI, FR, LU, SE					Euronext Paris, Xetra, SIX Swiss Exchange	4						
ESG Value Europe		Accumulating	LU1377382285	EVAE FP, VALU GY, EVAE IM, EVAE SE					AT, CH, DE, DK, FI, FR, GB, IT², LU, NO, SE	Euronext Paris, Xetra, Borsa Italiana, SIX Swiss Exchange	EUR	Synthetic	8	0.30%	59	4
	Distributing	LU1481201702	VALD FP, VALD GY, VALD SE	CH, DE, DK, FI, FR, LU, SE					Euronext Paris, Xetra, SIX Swiss Exchange	4						
ESG Dividend Europe		Accumulating	LU1615090864	EDEU FP, EDEU GY, EDEU SE					AT, CH, DE, DK, FI, FR, GB, IT², LU, NO, SE	Euronext Paris, Xetra, SIX Swiss Exchange	EUR	Synthetic	8	0.30%	16	5
NON ESG EQUITIES																
STOXX Europe 600		Accumulating	FR0011550193	ETZ FP, ETSZ GY, ETZ SE					AT, CH, CZ, DE, DK, FI, FR, IT², LU	Euronext Paris, Xetra, SIX Swiss Exchange	EUR	Synthetic	6	0.18%	846	4
	Distributing	FR0011550672	ETZD FP, ETSA GY, ETZD SE	CH, DE, DK, FI, FR					Euronext Paris, Xetra, SIX Swiss Exchange	4						
EURO STOXX 50		Accumulating	FR0012739431	ETDD FP, ETDD GY, ETDD SE					CH, CZ, DE, DK, FI, FR, IT², LU	Euronext Paris, Xetra, SIX Swiss Exchange	EUR	Physical	6	0.15%	598	5
	Distributing	FR0012740983	ETBB FP, ETBB GY, ETBB SE	AT, CH, DE, DK, FI, FR					Euronext Paris, Xetra, SIX Swiss Exchange	5						
S&P 500		Accumulating	FR0011550185	ESE FP, ESEE GY, ESEE IM, ESE SE					AT, CH, DE, DK, ES, FI, FR, IT², SK	Euronext Paris, Xetra, Borsa Italiana, SIX Swiss Exchange	EUR	Synthetic	6	0.12%	7115	5
	Accumulating	FR0011550177	ESD FP, ESAP GY, ESD SE, ESDN MM	AT, CH, CL, CZ, DE, DK, ES, FI, FR, IT², LU					Euronext Paris, Xetra, SIX Swiss Exchange, BMV (Mexico)	USD	5					
	Distributing	FR0011550680	ESDD FP, ESEA GY, ESDD SE	AT, CH, DE, DK, FI, FR					Euronext Paris, Xetra, SIX Swiss Exchange	5						
	Accumulating	FR0013041530	ESEH FP, ESEH GY, ESEH IM, ESEH SE	AT, CH, CZ, DE, DK, ES, FI, FR, IT², LU					Euronext Paris, Xetra, Borsa Italiana, SIX Swiss Exchange	EUR Hedged	5					
LISTED REAL ESTATE																
FTSE EPRA/Nareit Eurozone Capped		Distributing	LU0192223062	EEE FP, EEEG GY, EEEG SE					AT, CH, DE, DK, FI, FR, LU, NL, SE, SG²	Euronext Paris, Xetra, SIX Swiss Exchange	EUR	Physical	6	0.40%	260	5
	Accumulating	LU0950381748	EEA FP, EEAA GY, EEA IM, EEAA SE	AT, CH, CZ, DE, DK, ES, FI, FR, IT², LU, SE, SG²					Euronext Paris, Xetra, Borsa Italiana, SIX Swiss Exchange	5						
FTSE EPRA/ Nareit Developed Europe		Distributing	LU1291091228	EEP FP, EEP GY, EEPP SE					AT, CH, DE, DK, FI, FR, IT², LU, NL, SE	Euronext Paris, Xetra, SIX Swiss Exchange	EUR	Physical	6	0.40%	37	5
	LU1859445063		EEEH FP, ZSRL GY, EEEH SE	AT, CH, DE, DK, FI, FR, IT², LU, NL, SE					Euronext Paris, Xetra, SIX Swiss Exchange	EUR Hedged	5					
COMMODITIES																
Energy & Metals Enhanced Roll		Accumulating	LU1291109533	GSCU FP, GSCU SE					AT, CH, DE, ES, FR, IT², LU, NL	Euronext Paris, SIX Swiss Exchange	USD	Synthetic	6	0.38%	431	4
			LU1291109616	GSCE NA, GSDE GY, GSCE IM, GSCE SE					AT, CH, DE, DK, ES, FI, FR, GB, IT², LU, NL, SE, SK	Euronext Amsterdam, Xetra, Borsa Italiana, SIX Swiss Exchange	EUR					4
			LU1547516291	EMEH FP, EMEH GY, EMEH SE					AT, CH, DE, DK, ES, FI, FR, IT², LU, SE, SK	Euronext Paris, Xetra, SIX Swiss Exchange	EUR Hedged					4

Investors should ensure that they are fully informed about the sub-funds, classes and sub-classes of shares that are authorized to be marketed in their country of residence and the constraints applicable in each of these countries. ETF: Exchange Traded Fund

1 ETFs mentioned in this document are compliant with the European Council Directive 2009/65/EC (UCITS IV), as amended by the Directive 2014/91.

The sub-funds shares with ISINs starting with “FR” belong to SICAV or FCP operating under the French law, those starting with “LU” are part of a SICAV operating under Luxemburg law, and those starting with “IE” are part of an ICAV operating under the laws of Ireland.

2 The share is registered in this country for Professional Investors only.

3 Investors are exposed to the currency risk when investing in an ETF that has a trading currency different from their local currency and/or different from the underlying index and/or if the underlying index includes securities labelled in different currencies from the ETF one.


4 SFDR: Sustainable Finance Disclosures Regulation. Regulation 2019/2088 of the European Parliament and of the Council of 27 November 2019 on sustainability-related disclosures in the financial services sector. Article 9 - products with sustainable investment objective; Article 8 - products promoting environmental or social characteristics; Article 6 - products not classified Art 9 nor Art 8.


5 Source: BNP Paribas Asset Management. These are the ongoing charges known at the date mentioned in the table. It is advisable to refer to the most recent prospectus for obtaining current management fees. Subscription and redemption fees indicate a maximum for subscriptions / redemptions in cash on the primary market for authorised participants. In some cases, you may pay less. The investor can get from his advisor or financial intermediary the actual amount of subscription and redemption fees. Conditions applicable to purchases and sales on the secondary market are those applicable to this market and of your intermediary. Redemption or subscription fees should not be applied to you. Intermediation fees you may pay depend on the intermediary (execution, custody...).


6 The Summary Risk Indicator is determined on a scale from 1 to 7 (7 being the highest risk level). It is subject to a periodical computation and can consequently,change over time. We invite you to consult regularly the KID.


Index Fund available

The index funds available for the concerned index do not have the same features (ISIN code, Bloomberg ticker, OCR...) as the ETF share classes.

 French SRI Label

 Towards Sustainability Label

 FNG Label

 Umweltzeiche

The SRI label supported by the French Authorities has been introduced in 2016, it encourages public investment in funds that are compliant with Environmental, Social, and Governance (ESG) criteria. For more information - visit the site: <https://www.llelabelisr.fr>

TS Label awarded in Brussels (attribution dates: a - 22.12.2021; b - 24.06.2022; c - 05.10.2022; d - 21.12.2022; e - 22.06.2023; f - 06.07.2023; g - 24.06.2024) by the Central Labeling Agency and valid until 24.06.2025 for the funds with attribution date 24.06.2024 and until 30.09.2024 for the rest. For more information on this label - visit the site: <https://towards-sustainability.be/the-label/quality-standard>

Obtaining this label by the sub-fund does not mean that it meets your own sustainability objectives. For more information on this matter - visit the site: <https://www.fsma.be/en/sustainable-finance>

Mutual funds with the FNG-Label meet the quality standard developed by Forum Nachhaltige Geldanlagen e.V. (FNG) for sustainable investments in the German-speaking countries. Successfully certified funds pursue a stringent and transparent sustainability approach, the application of which has been checked by the independent Auditor University of Hamburg. For more information - visit the site: <https://www.umweltzeichen.at/de/home/start>

The Österreichische Umweltzeichen [Austrian Ecolabel] is an independent seal of quality for the environment and quality and is awarded on the basis of ecological, social and governance criteria. Further information can be found here: <https://www.umweltzeichen.at/de/home/start>

Trademark, copyright, and other intellectual property rights are and remain the property of their respective owners.

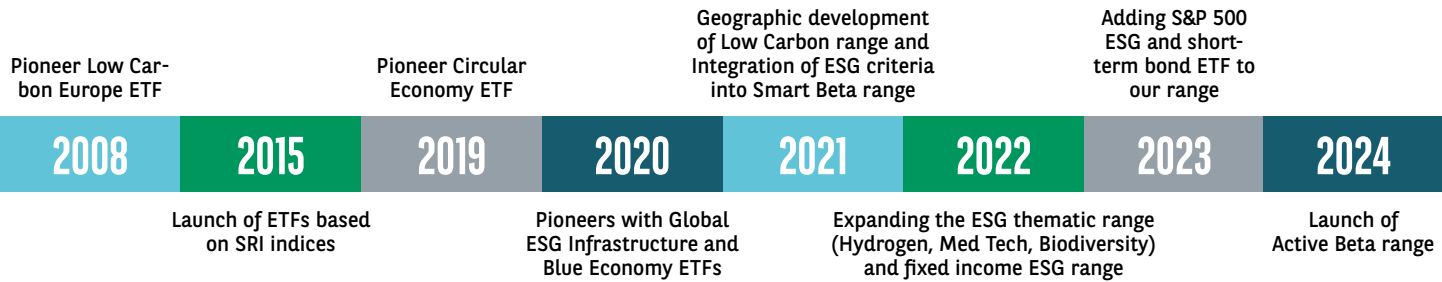
Source: BNP Paribas Asset Management is the source for all data in this document, unless otherwise specified. Prospectus and KID prevail.

**The investments in the funds are subject to market fluctuations and the risks inherent in investments in securities. The value of investments and the income they generate may go down as well as up and it is possible that investors will not recover their initial outlay, the fund described being in risk of capital loss. For a complete description and definition of risks, please consult the last available prospectus and KID of the funds that can be downloaded free of charges from our website: [www.bnpparibas-am.com/en/](http://www.bnpparibas-am.com/en/)**



# BNP Paribas Easy: an index range focused on ESG

BNP Paribas Easy is BNPP AM’s range of ETF and index funds covering several areas of expertise: ESG<sup>1</sup> thematic indices, SRI<sup>2</sup> equity and bond indices and ESG equity, bond and Smart beta indices.



## ESG indices

### Equity Min TE Best-in-universe

A range of ETFs replicating equity indices across different geographical areas (world, Europe, eurozone, North America, Japan, Pacific ex-Japan and emerging markets), taking into account ESG criteria and minimising the deviation (tracking error) from the non-ESG benchmark.

### Bonds Best-effort

A range of ETFs replicating ESG bond indices for the eurozone and emerging markets, whose methodology consists in excluding certain sectors and selecting government bonds of different maturities and credit profiles (investment-grade and high-yield), using a best effort approach.

### Smart Beta

A range of factor-based ETFs that replicate academic-based ESG strategy indices calculated and published by Solactive AG. This range uses six factors: growth, low volatility, value, quality, momentum and dividend.

## SRI indices

### Equity PAB Best-in-class

A range of ETFs replicating SRI equity indices across different geographical areas: the eurozone, Europe, Japan, China, emerging markets, the US and world, whose methodology consists of selecting companies using a best-in-class approach and excluding certain sectors.

### Bonds Best-in-universe

A range of ETFs replicating SRI bond indices denominated in EUR and USD, whose methodology consists in selecting bonds of different maturities and credit profiles (investment-grade and high-yield) that are not exposed to certain sectors (such as fossil fuels) using a best-in-universe approach.

## Active Beta

A range of innovative ETFs combining a traditional indexing approach and an active application of BNPP AM’s proprietary ESG<sup>4</sup> methodology.

The funds are designed to deliver a performance aligned with that of the broad index (no alpha generation target) and can quickly adjust to new regulations, labels criteria and controversies.

## Thematic funds related to ESG indices

### Low Carbon PAB Best-in-class

A range of ETFs that replicate low-carbon equity indices across different geographical areas: eurozone, Europe, and world, whose methodology consists of selecting companies using a best-in-class approach, as well as green companies making a positive contribution to the energy transition.

### Circular Economy

An ETF that replicates an equity index composed of 50 international companies translating circular economy principles into business practices, best placed to grasp the benefits deriving from the adoption of circular economy models, and classified according to five areas: circular supplies, resource recovery, product life extension, sharing platforms, and product as a service.

### Blue Economy

An ETF that replicates an equity index made up of 50 international companies participating in the sustainable use of ocean resources and classified into five areas: coastal livelihood, energy and resources, fish and seafood, pollution reduction and shipping lanes.

### Listed Real Estate CTB

A range of ETFs that replicate equity indices made up of listed real estate companies selected for their environmental practices in different geographical areas: Europe (excluding the UK) and world.

### ESG Infrastructure

An ETF that replicates an equity index made up of 100 international companies considered to be best placed to support the development and maintenance of sustainable infrastructure, and classified into six clusters: communication, energy, transportation, waste management, water and social infrastructure.

### Hydrogen

An ETF that replicates an equity index made up of 40 international companies selected from the sustainable hydrogen sector and the renewable energy sector used for its production.

### Medical Technologies

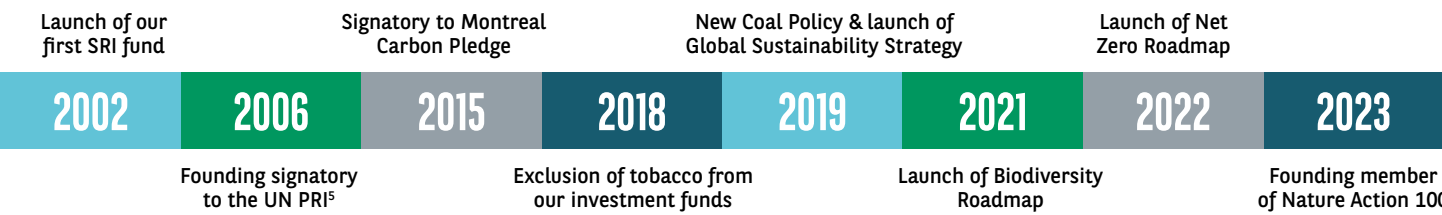
An ETF that replicates an equity index made up of 50 global companies considered to be most active in the sustainable medical technology industry: biotechnology, life sciences tools & services, healthcare equipment & suppliers and healthcare technology.

### Biodiversity PAB Best-in-class

An ETF that replicates a eurozone equity index meeting the EU PAB criteria and composed of values whose negative impact on biodiversity is reduced compared to companies in the same sector.

# Sustainable approach at the heart of BNPP AM’s strategy

BNP Paribas Asset Management, BNP Paribas’ asset management business, offers a full range of active, passive and quantitative investment solutions across a broad spectrum of asset classes and geographical areas. Since 2002, BNPP AM has been committed to sustainable investment and has continued to strengthen its ambition, investment philosophy and management processes for a low-carbon, environmentally responsible and inclusive economy.



## Glossary

PAB

Paris Aligned Benchmark standards that aim to reduce carbon intensity by 50% relative to the initial investment universe and at least by 7% each next year.

CTB

Climate Transition Benchmark standards that aim to reduce carbon intensity by 30% relative to the initial investment universe and at least by 7% each next year.

Best-in-class


This approach involves selecting the companies with the best ESG rating within each sector of activity.

Best-in-universe

This approach involves selecting companies with the best ESG rating within a given universe.

Best-effort

This approach involves selecting companies that demonstrate an improvement and/or good prospects in their ESG practices and performance over time.



ETF Express European Awards 2023  
ESG Investing Awards 2023  
2023 German Fairness Award: ETF – Provider  
Mondo Investor Awards  
German Fund Championship 2023 - Aktien ETF  
2023 ETP Award - Best Sustainability Provider ETFs  
Xenix ETF Awards 2023 Germany  
ESG Clarity Awards 2023

### Exercising voting rights

By investing on behalf of its clients, BNPP AM exercises its voting rights over all securities held in ETFs and index funds of the BNP Paribas Easy range. BNPP AM considers the promotion of good corporate governance practices to be an essential part of shareholder responsibility. Voting in general meetings is an important element of the dialogue with investee companies.

### No stock lending

Securities lending is the practice of loaning shares, or other securities held by the fund to other investors or firms. To avoid any additional counterparty risk, no such transaction is possible within the BNP Paribas Easy range.

1 Environment Social Governance.  
2 SRI – socially responsible investment.  
3 AUM – Assets under management as of 30.06.2024.  
4 ESG assessments are based on BNPP AM’s proprietary methodology which integrates all 3 aspects of E, S & G. Prospectus and KID are leading  
5 UN Principles for Responsible Investments.

## INVESTMENT RISKS

- Interest rate risk: The value of an investment may be affected by interest rate fluctuations. Interest rates may be influenced by several elements or events, such as monetary policy, the discount rate, inflation, etc.
- Credit risk: This is the risk that may derive from the rating downgrade of a bond issuer to which the sub funds are exposed, which may therefore cause the value of the investments to go down. Sub funds investing in high-yield bonds present a higher than average risk due to the greater fluctuation of their currency or the quality of the issuer.
- Counterparty risk: This risk relates to the quality of the counterparty with whom the management company does business, in particular for the settlement/delivery of financial instruments or the conclusion of financial forward contracts. The risk reflects the counterparty's ability to honour its commitments (payment, delivery, repayment, etc.).
- Liquidity risk: There is a risk that investments made in the sub funds may become illiquid due to an over-restricted market (often reflected by a very broad bid-ask spread or by substantial price movements), or if their "rating" declines or their economic situation deteriorates.
- Derivatives risk: the use of derivatives by the funds includes various risks. Those risks are (without limitation), the lack of secondary market liquidity under circumstances, valuations risks, the lack of standardization and regulation, the risk of leverage, the risk of counterparty.
- Risk linked to equity markets: the risks associated with investments in equities (and similar instruments) include significant fluctuations in prices, negative information about the issuer or market and the subordination of a company's equities to its bonds. The value of investments and the income they generate may go down as well as up and it is possible that investors will not recover their initial outlay.
- Environmental, Social and Governance (ESG) Investment Risk: The lack of common or harmonized definitions and labels integrating ESG and sustainability criteria at EU level may result in different approaches by managers when setting ESG objectives. This also means that it may be difficult to compare strategies integrating ESG and sustainability criteria to the extent that the selection and weightings applied to select investments may be based on metrics that may share the same name but have different underlying meanings. In evaluating a security based on the ESG and sustainability criteria, the Investment Manager may also use data sources provided by external ESG research providers. Given the evolving nature of ESG, these data sources may for the time being be incomplete, inaccurate or unavailable. Applying responsible business conduct standards in the investment process may lead to the exclusion of securities of certain issuers. Consequently, the Sub-Fund's performance may at times be better or worse than the performance of relatable funds that do not apply such standards.

## DISCLAIMER

BNP PARIBAS ASSET MANAGEMENT Europe, "the investment management company", is a simplified joint stock company with its registered office at 1 boulevard Haussmann 75009 Paris, France, RCS Paris 319 378 832, registered with the "Autorité des marchés financiers" under number GP 96002.

This material is issued and has been prepared by the investment management company.

This material is produced for information purposes only and does not constitute:

1. an offer to buy nor a solicitation to sell, nor shall it form the basis of or be relied upon in connection with any contract or commitment whatsoever or
2. investment advice.

This material makes reference to certain financial instruments authorised and regulated in their jurisdiction(s) of incorporation.

No action has been taken which would permit the public offering of the financial instrument(s) in any other jurisdiction, except as indicated in the most recent prospectus of the relevant financial instrument(s), or on the website (under heading "our funds"), where such action would be required, in particular, in the United States, to US persons (as such term is defined in Regulation S of the United States Securities Act of 1933). Prior to any subscription in a country in which such financial instrument(s) is/are registered, investors should verify any legal constraints or restrictions there may be in connection with the subscription, purchase, possession or sale of the financial instrument(s).

Investors considering subscribing to the financial instrument(s) should read carefully the most recent prospectus and Key Information Document (KID) and consult the financial instrument(s') most recent financial reports.

These documents are available in the language of the country in which the financial instrument(s) is authorised for the distribution and/or in English as the case may be, on the following website, under heading «our funds»: <https://www.bnpparibas-am.com/>

Opinions included in this material constitute the judgement of the investment management company at the time specified and may be subject to change without notice. The investment management company is not obliged to update or alter the information or opinions contained within this material. Investors should consult their own legal and tax advisors in respect of legal, accounting, domicile and tax advice prior to investing in the financial instrument(s) in order to make an independent determination of the suitability and consequences of an investment therein, if permitted. Please note that different types of investments, if contained within this material, involve varying degrees of risk and there can be no assurance that any specific investment may either be suitable, appropriate or profitable for an investor's investment portfolio.

Given the economic and market risks, there can be no assurance that the financial instrument(s) will achieve its/their investment objectives. Returns may be affected by, amongst other things, investment strategies or objectives of the financial instrument(s) and material market and economic conditions, including interest rates, market terms and general market conditions. The different strategies applied to financial instruments may have a significant effect on the results presented in this material. Past performance is not a guide to future performance and the value of the investments in financial instrument(s) may go down as well as up. Investors may not get back the amount they originally invested.

The performance data, as applicable, reflected in this material, do not take into account the commissions, costs incurred on the issue and redemption and taxes.

You can obtain this by clicking here:

<http://www.bnpparibas-am.fr/investisseur-professionnel/synthese-des-droits-des-investisseurs> a summary of investor rights in French. BNP PARIBAS ASSET MANAGEMENT Europe may decide to terminate the arrangements made for the marketing of its collective investment undertakings/financial instruments, in the cases covered by the applicable regulations.

"The sustainable investor for a changing world" reflects the objective of BNP PARIBAS ASSET MANAGEMENT Europe to integrate sustainable development into its activities, although not all funds managed by BNP PARIBAS ASSET MANAGEMENT Europe fulfil the requirement of either Article 8, for a minimum proportion of sustainable investments, or those of Article 9 under the European Regulation 2019/2088 on sustainability-related disclosures in the financial services sector (SFDR). For more information, please see <http://www.bnpparibas-am.com/en/sustainability>.

# Contacts

## BNP Paribas Easy Contacts

**Lorraine Sereyjol-Garros**  
Global Head of ETF Business Development  
+33 1 58 97 79 57  
lorraine.sereyjol-garros@bnpparibas.com

**Jérémy Tubiana**  
Regional ETF Head of Sales  
France, Belgium, Luxembourg, Monaco  
and French-speaking Switzerland  
+33 6 79 80 68 20  
jeremy.tubiana@bnpparibas.com

**Julien Vendittelli**  
ETF Head of Institutional Clients  
France, Belgium, Luxembourg, Monaco  
and French-speaking Switzerland  
julien.vendittelli@bnpparibas.com  
+33 1 40 14 54 16

**Claus Hecher**  
Regional ETF Head of Sales  
DACH and Nordic countries  
+49 89 7104075 22  
claus.hecher@bnpparibas.com

**Florian Schöps**  
Sales - ETF & Index Solutions  
Germany  
+49 89 7104075 18  
florian.schoeps@bnpparibas.com

**Benjamin Ertler**  
Sales - ETF & Index Solutions Germany  
+49 69 7079 9830  
benjamin.ertler@bnpparibas.com

**Martin Walentowitz**  
Sales - ETF & Index Solutions Germany  
+49 69 7079 9859  
martin.walentowitz@bnpparibas.com

**John Altas**  
Sales - ETF & Index Solutions Nordic countries  
+46 73 908 48 40  
john.altas@bnpparibas.com

**Kay Winistörfer**  
Sales - ETF & Index Solutions Germanspeaking  
Switzerland  
+41 79 522 26 38  
kay.winistoerfer@bnpparibas.com

**Sabrina Principi**  
Regional ETF Head of Sales  
South Europe  
sabrina.principi@bnpparibas.com

**Chiara Solazzo**  
Sales - ETF & Index Solutions South  
Europe - Italy  
+39 02 7247 5116  
chiara.solazzo@bnpparibas.com

**Pedro Santuy Bardon**  
Sales - ETF & Index Solutions South  
Europe - Spain and Portugal  
+34 699 703 670  
pedro.santuybardon@bnpparibas.com

**Guido Stucchi**  
Client Portfolio Manager ETF  
& Index Solutions  
+39 34 99 83 28 51  
guido.stucchi@bnpparibas.com

**Grégory Guerrand**  
Client Portfolio Manager  
ETF & Index Solutions  
+33 6 71 50 46 46  
gregory.guerrand@bnpparibas.com

**Hubert Heuclin**  
Capital Markets  
ETF & Index Solutions  
+33 6 89 21 87 07  
hubert.heuclin@bnpparibas.com

## Authorised Participants Contacts

**Optiver**  
Tel: +31 619 471 175

**BNP**  
Tel: +44 207 595 11 50

**Susquehanna**  
Tel: +353 18 02 80 18

**Flow traders**  
Tel: +31 207 996 777

**Citigroup**  
Tel: +331 70 75 53 51

**BOFA**  
Tel: +331 87 70 14 01

**Jane Street**  
Tel: +31 207 943 142

**Kepler Chevreux**  
Tel: +331 70 98 85 42

**DRW**  
Tel: +44 207 282 09 53

## BNP Paribas Asset Management

Postal address: 8, rue du Port 92728 Nanterre, France

[www.bnpparibas-am.com/en/](http://www.bnpparibas-am.com/en/)

# VIEWPOINT



## BNP PARIBAS ASSET MANAGEMENT

The sustainable  
investor for a  
changing world