

DASHBOARD AS AT 30.05.2025

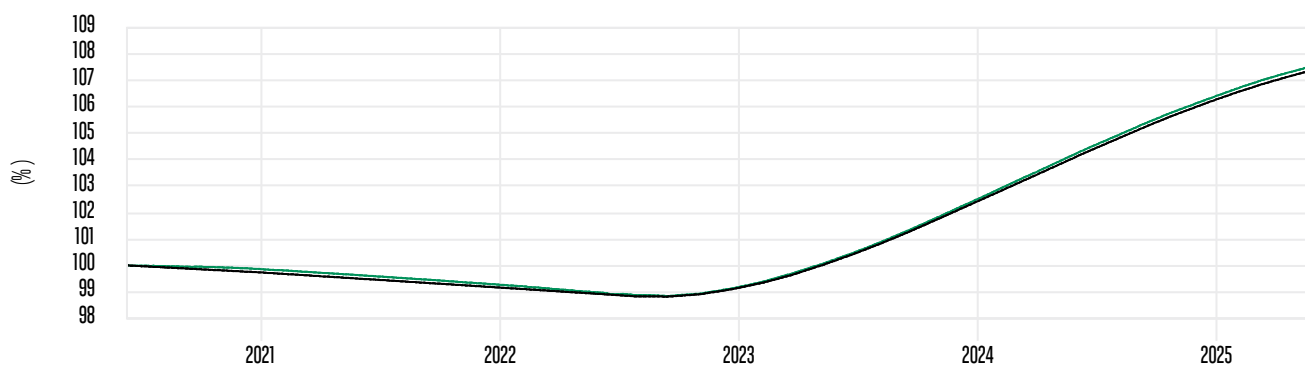
ESMA category	Official Benchmark	No. of Holdings	Fund Size (EUR millions)
Monetary Standard VNAV	€STR Capitalized	262	9,592

Risk Indicator	YTD Performance (1)	3-year Annualised Perf. (2)
1 2 3 4 5 6 7	1.09 % Benchmark 1.06 %	2.78 % Benchmark 2.75 %

(1) All figures net of fees (in EUR).

(2) Based on 360 days

PERFORMANCE (CUMULATIVE OVER 5 YEARS) (EUR) (NET)



Calendar Performance at 30.05.2025 (%)

	2024	2023	2022	2021	2020	2019	2018	2017	2016	2015
● FUND	3.84	3.34	-0.10	-0.59	-0.33	-0.30	-0.37	-0.26	-0.02	0.06
● BENCHMARK	3.80	3.28	-0.02	-0.57	-0.47	-0.40	-0.37	-0.36	-0.32	-0.11

Monthly annualized performance at 30.05.2025 (%)

	05.2025	04.2025	03.2025	02.2025	01.2025	12.2024	11.2024	10.2024	09.2024	08.2024	07.2024	06.2024
● FUND	2.32	2.30	2.58	2.78	3.06	3.05	3.16	3.39	3.56	3.72	3.67	3.79
● BENCHMARK	2.17	2.36	2.51	2.71	2.92	3.07	3.17	3.35	3.57	3.67	3.67	3.77

(1) All figures net of fees (in EUR).

A Money Market Fund (hereinafter a "MMF") is not a guaranteed product. An investment in a MMF differs from an investment in deposits, with the risk that the principal invested in a MMF is capable of fluctuation. A MMF does not rely on external support for guaranteeing the liquidity of the MMF or stabilising the NAV per share. The loss of the principal is to be borne by the shareholders.

As a result of a corporate event, these performances listed are those of the former "BNPParibas InstiCash Money 3M EUR" sub-fund of the SICAV BNP Paribas InstiCash. The Fund is managed according to the exact same processes, investment strategy and fees.

The value of your investments may fluctuate. Past performance is no guarantee for future results.

Source: BNP Paribas Asset Management



HOLDINGS: % OF PORTFOLIO

Main Holdings (%)

TD BANCO SANTANDER SA 02-JUN-2025	1.99
BNPP INSC EUR 1D LVNAV I + C	1.50
REP ES0000012L78 03/06/2025 2.23%	1.48
TD CREDIT AGRICOLE SA 02-JUN-2025	1.48
REP IT0005635583 03/06/2025 2.24%	1.39
REP IT0005599904 03/06/2025 2.24%	1.17
CREDIT INDUSTRIEL ET COMMERCIAL	1.04
BPCE SA 27-AUG-2025	1.04
CREDIT INDUSTRIEL ET COMMERCIAL	1.03
REP IT0005518128 03/06/2025 2.24%	1.00

No. of Holdings in Portfolio **262**

We draw your attention that we may invest more than 5% of the fund assets on administrations, institutions or organizations that issue or guarantee separately or jointly market instruments.

by Maturity (%)

2 - 7 days	8.51
8 - 30 days	7.25
31 - 90 days	17.77
91 - 180 days	21.46
181 - 397 days	36.41
> 397 days	3.06
Other	4.17
Cash	1.38
Total	100.00

Taking into account the real maturity of the instrument, and not the potential exceptions described in the MMF Regulation for the calculation of weekly maturing assets.

by Rating (%)

Short Term ratings

A-1+	8.02
A-1	50.43
A-2	23.17
A-3	3.17
Non-investment grade	0.48

Long Term Ratings + UCITS

AA-	0.10
A+	1.14
A	2.05
A-	0.98
BBB+	1.35
BBB	0.15

Not rated

Not rated	0.73
-----------	------

OPCVM

Mutual Funds	2.02
--------------	------

Cash, repos, IRS

Cash, repos, IRS	6.21
------------------	------

Total **100.00**

by Type of Instruments

European commercial paper (ecp)	34.01
Negotiable European commercial paper (neucp)	31.92
European (ex. UK) certificate of deposit	16.01
Other	9.12
Bonds	5.77
Term deposit	3.87
Mutual fund - monetary	2.02
Belgium commercial paper (bcp)	0.22
swaps	-0.04
Cash	-2.91
Total	100.00

Worst rating between S&P, Moody's and Fitch.

Source of data: BNP Paribas Asset Management, as at 30.05.2025

Sources: Fitch, Moody's, S&P. Ratings lower than BBB- refer to high-yield or speculative-grade bonds.

The above mentioned securities are for illustrative purpose only and do not constitute any investment recommendation.

The data as shown in the factsheets are based on official accounting data and are based on trade date.



ESG (ENVIRONMENTAL, SOCIAL AND GOVERNANCE) Score goes from 0 (worst) to 99 (best)




BNPP AM's internal ESG scoring methodology determines an issuer's ESG score by evaluating performance vs. scoring peers on a narrow set of key ESG issues related to the environment (e.g. climate change), social issues (e.g. human resources management) and governance (e.g. independence and competence of directors).

BNPP AM uses numerous research inputs and data sources (e.g. Sustainalytics, ISS & Trucost) to determine issuers' ESG scores. If the issuer's commitments and practices on a pillar of assessment (E, S or G) are better than scoring peers, it will receive a positive 'contribution' for this pillar.

Each issuer is assigned a final score from 0 to 99 which is the result of 50 as a reference plus the sum of the contributions from each of the three pillars.

SUSTAINABLE INDICATORS

ESG Score

	Neutral Score	 Environmental Contribution (E)	 Social Contribution (S)	 Governance Contribution (G)	ESG global score	Coverage rate
Portfolio	50	6.75	2.55	1.3	60.6	100%
Benchmark	50	2.86	-0.34	0.96	53.48	97%

Score goes from 0 (worst) to 99 (best)

Source: BNP Paribas Asset Management



SUSTAINABLE INDICATORS

ESG benchmark

For more information about ESG Benchmark definition, please refer to the "Investment policy" section of the FCP prospectus, which is available from the following address: www.bnpparibasam.com

ESG Contribution

The ESG contributions are determined by BNP Paribas Asset Management's ESG analysts on the basis of detailed criteria to systematically evaluate companies' commitments, performance and practices in the areas of environmental, social and governance. Each of the above contributions at the portfolio level, is the weighted average of the contributions of the individual portfolio holdings. Environmental Contribution (E) takes into account, among other things, climate change, environmental risk management, and the use of natural resources. Social Contribution (S) takes into account, among other things, human capital management, the quality of social dialogue, and the respect of diversity. Governance Contribution (G) takes into account, among other things, the transparency on executive compensation, the fight against corruption, and gender equality.

Portfolio Coverage

The coverage represents, within a portfolio or benchmark or ESG benchmark, the percentage of securities that have an ESG score or carbon footprint within those that are eligible to have an ESG score or carbon footprint using BNPP AM's internal methodology. Non-eligible securities include, but are not limited to cash, external funds.

For more information on ESG indicators, please refer to BNPP AM's webpage : <https://www.bnpparibas-am.com/en/esg-scoring-framework/> & <https://www.bnpparibas-am.com/en/measuring-carbon-footprints/>

For more detailed information on our sustainability documents, please refer to BNPP AM's webpage : <https://www.bnpparibas-am.com/en/sustainability-documents/>



RISK

Risk Indicator



Risk Analysis

Risk Analysis	Fund
Volatility (3 years, monthly)	0.40
WAM (days) (30.05.2025)	7
WAL (days) (30.05.2025)	154

The summary risk indicator is a guide to the level of risk of this Product compared to other Products. It shows how likely it is that the Product will lose money

We have classified this Product as 1 out of 7, which is the lowest risk class.

This risk category is justified by the investment in eligible money market instruments as per Regulation and short term bonds that have a low volatility.

Be aware of currency risk. If the currency of your account is different from the currency of this Product, the payments you will get depend on the exchange rate between the two currencies. This risk is not considered in the indicator shown above.

Other risks materially relevant to the Product not included in the summary risk indicator:

- **Credit risk:** the risk that the creditworthiness of an issuer may deteriorate or that it may default, potentially causing the value of the associated instruments to fall.
- **Liquidity risk:** this risk arises from the difficulty of selling a security at its fair value and within a reasonable period of time due to a lack of buyers.
- **Operational risk:** in the event of an operational breakdown within the management company, one of its representatives or the depositary, investors could face various disruptions (late payment, delivery etc.).

For additional details regarding the risks, please refer to the prospectus.

This Product does not include any protection from future market performance so you could lose some or all of your investment.

DETAILS

Fees		Key Figures (EUR)		Codes	
Maximum Subscription Fee	0.00%	NAV	108.02	ISIN Code	LU0423950053
Maximum Redemption Fee	0.00%	12M NAV max. (30.05.25)	108.02	Bloomberg Code	BNPIEGP LX
Maximum conversion Fees	0.00%	12M NAV min. (03.06.24)	104.70		
Real Ongoing Charges (30.11.24)	0.23%	Fund Size (EUR millions)	9,592.35		
Maximum Management Fees	0.20%	Initial NAV	100.00		
		Periodicity of NAV Calculation	Daily		

Characteristics

Legal form	Sub-fund of SICAV BNP PARIBAS INSTICASH Luxembourg domiciled
Dealing Deadline	14:30 CET
Benchmark	€STR Capitalized
Domicile	Luxembourg
Launch Date	12.05.2009
Fund Manager(s)	Jerome CHEREL
Management Company	BNP PARIBAS ASSET MANAGEMENT Luxembourg
Delegated Manager	BNP PARIBAS ASSET MANAGEMENT Europe
Custodian	BNP PARIBAS, Luxembourg Branch
Base Currency	EUR
SFDR article	8

GLOSSARY

LVNAV (Low Volatility Net Asset Value)

LVNAV Money Market Fund (MMF) is a type of fund in the MMFR (Money Market Fund Regulation). It is categorised as a Short Term MMF. Units in the fund are purchased or redeemed at a constant price, as long as the value of the assets in the fund do not deviate by more than 0.2% from par.

Modified Duration

A measure of a bond's sensitivity to changes in interest rates. The longer the remaining term to maturity, the more bond prices react to a change in interest rates, and the higher the duration. The rule is that if the yield rises or falls by 1%, the value of the bond will fluctuate by 1% x duration.

Public Debt CNAV (Constant Net Asset Value)

The Public Debt CNAV Money Market Fund (MMF) is a type of fund in the MMFR (Money Market Fund Regulation). It is categorised as a Short Term MMF. Units in the fund are purchased or redeemed at a constant price rounded to the nearest percentage point.

VNAV (Variable Net Asset Value)

VNAV Funds are MMFs in which investors purchase or redeem units in the fund at a variable net asset value, calculated to 4 decimal places. VNAV funds may be categorised as either Short Term or Standard MMFs.

Volatility

An asset's volatility is the standard deviation of its return. As a measure of dispersion, it evaluates the uncertainty of asset prices, which is often equated to their risk. Volatility can be calculated ex post (retrospectively) or estimated ex ante (anticipatively).

WAL (Weighted Average Life)

WAL, as it applies to money market funds, is calculated in the same manner as the Weighted Average Maturity (WAM), but is based solely on the periods of time remaining until the securities held in the fund's portfolio (a) are scheduled to be repaid or (b) would be repaid upon a demand by the fund without reference to when interest rates of securities within the fund are scheduled to be readjusted.

WAM (Weighted Average Maturity)

For money market funds, Weighted Average Maturity (WAM) is the mean average of the periods of time remaining until the securities held in the fund's portfolio (a) are scheduled to be repaid, (b) would be repaid upon a demand by the fund or (c) are scheduled to have their interest rate readjusted to reflect current market rates. Securities with adjustable rates payable upon demand are treated as maturing on the earlier of the two dates if their scheduled maturity is 397 days or less, and the later of the two dates if their scheduled maturity is more than 397 days. The mean is weighted based on the percentage of the amortized cost of the portfolio invested in each period.

A glossary of financial terms appearing on this document can be found at <http://www.bnpparibas-am.com>

DISCLAIMER

This documentation is produced by BNP Paribas Group and/or (one of) its entities (hereinafter the "Bank"). It is for the exclusive use of the person to whom it has been given, whether directly or by way of a power of representation. This material may not be distributed, published or reproduced in whole or in part by its recipient(s). This documentation is a publicity communication. This document is provided for information only and does not constitute an offer, solicitation or canvassing of any kind, particularly in any state or jurisdiction in which such an offer, solicitation or canvassing is not authorised or to any person to whom such an offer, solicitation or canvassing is unlawful on account of that person's domicile and/or nationality. This document or any part of this document cannot form the basis of any agreement or commitment and must, under no circumstances and in any jurisdiction, be seen or considered as a prospectus or part of a prospectus, an offer, a solicitation or a call to the public for collective investment schemes, structured products or otherwise. Therefore, this document is general in scope and does not constitute an advice or a recommendation to any particular person to buy, sell or hold any security or to engage in any transaction. **The investor may obtain the legal documentation for the financial instrument in question from his relationship manager.**

Because this documentation summarises a product or a range of financial instruments or services, each potential investor is invited to refer to and carefully examine all the documentation relating to the financial instrument/service under consideration and, if necessary, should contact an authorised representative of the Bank with any questions relating to the financial instrument/service, in order to have a complete view of the characteristics and potential risks of the product or service under consideration. Every financial instrument/service carries a risk, usually in correlation to the expected performance or return: it is up to the investor to satisfy himself that he is able and willing to bear this risk.

The potential investor is strongly advised to be aware of and understand, if he has not already done so, the risks of each financial instrument or service in which he is interested. The investor should ensure that he has sufficient knowledge, understanding and experience of these risks to make his own detailed analysis of all aspects of the proposed transaction or service.

The investor must not see or construe this document as legal or fiscal advice. Each investor should consult his own external legal, fiscal or other advisors in order to assess under his own responsibility the appropriateness of investing in any of the financial instruments described in this document. The attention of the investor is drawn to the fact that the fiscal treatment that will be applied to his investment in the financial instrument described in this document does depend on his personal tax situation and will be likely to change during the implementation period of the product finally chosen. Certain legal, fiscal or regulatory changes may occur during the implementation period of a financial instrument/service and may also adversely affect the performance of the investment or even significantly alter the legal, economic and fiscal benefits of the financial instrument/service for the investor. Whilst this document illustrates simulations/performances and potential returns of the financial instrument or service based on market data in recent years, it should be noted that past performance or returns are no guarantee for future results. Except as specifically stated in writing, for example in the case of certain structured products, this document is not intended to give any guarantee whatsoever in respect of the capital invested (both in terms of preservation and recovery) and/or the financial return and/or performance of an investment in any financial instrument or service described herein. Similarly, none of the information provided can be construed as constituting such a guarantee. This means that in the event of adverse events, the investor could suffer substantial losses or even lose the entire capital invested, or even more in the case of leveraging.

The information, opinions and estimates contained in this document are subject to change after the date of this document and the Bank does not follow up on any general recommendations given or provide any subsequent related information. Although such information, opinions and estimates have been obtained from sources that the Bank believes to be reliable, the Bank makes no representation or warranty, express or implied, and accepts no responsibility in respect of the completeness, reliability or accuracy of the information contained therein. The Bank or any of its affiliates will not be



liable for any incorrect, incomplete or missing information, or for any losses claimed to be the direct or indirect result of using the information provided or of the general recommendations made in this document.

The investor accepts that the Bank or the group to which it belongs or its employees/directors may hold or have held positions or interests in the financial instruments mentioned or may have acted as a market maker for such financial instruments. The investor accepts that the Bank or the group to which it belongs or its employees/directors may have links with the companies concerned and/or their directors and provide them with various services, including being a member of their boards of directors. Additionally, some financial instruments or services involve multi-manager funds. In this respect, it is also recalled that investing in such funds rather than directly in the underlying funds and/or financial instruments in which they invest, does or may generate additional costs for the investor.

The attention of the investor is drawn to the fact that in the event of concluding transactions in financial instruments, the services provided by the Bank are subject to fees or commissions that will be charged to the investor in accordance with the applicable rates, which are, in accordance with the Bank's General Terms and Conditions in force, subject to change during the term of the investment. In this regard, the investor is invited to refer to the Bank's tariff conditions.

Switzerland: This material is provided by BNP Paribas (Suisse) SA, Place de Hollande 2, CH-1204 Geneva. **The investor is invited to take note of the brochure of the Swiss Bankers Association (SBA) entitled "Risks of trading in financial instruments"**. He should ensure that he has sufficient knowledge and understanding of and experience in these risks, in order to make his own detailed analysis of all aspects of the proposed transaction or service. **This document does not constitute a prospectus within the meaning of Annexes 1 to 6 FinSO.** BNP Paribas (Suisse) SA is regulated in Switzerland by the Swiss Financial Market Supervisory Authority (FINMA).

In respect of the foreign collective investment schemes offered in Switzerland, the prospectus, the Key information document, the statutes, and the annual and semi-annual reports can be obtained, free of charge, from BNP PARIBAS, Paris, Zurich branch, Switzerland which is the Swiss representative and the Swiss paying agent in Switzerland.

©BNP Paribas (Suisse) SA 2024

