

BNP Paribas Disruptive Technology

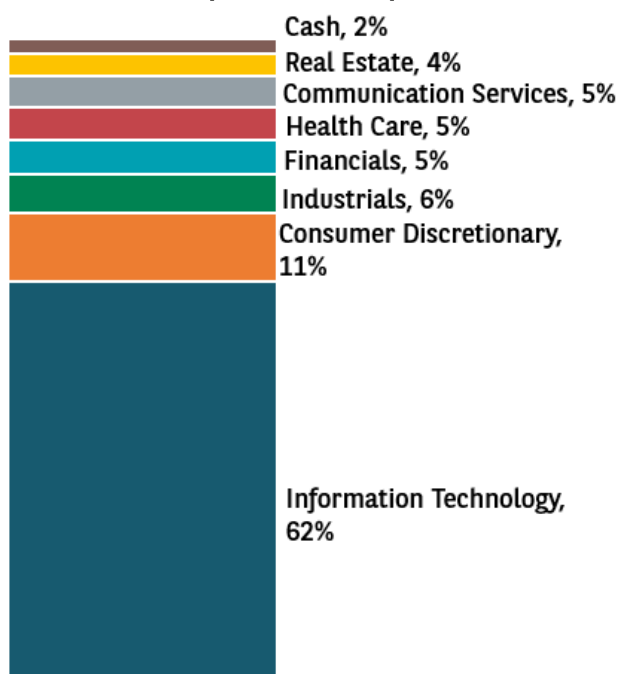


1. A go-anywhere approach
to tap into the next big wave in technology

2. Aims to harness the rewards of
emerging high growth companies

Multi-sector

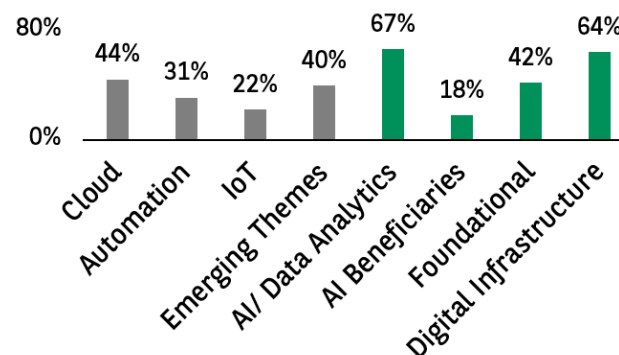
Substantial exposure outside IT sector#
(close to 40%)



Multi-thematic

Capitalise on promising themes.

Maximise opportunities in AI
via digital infrastructure.*

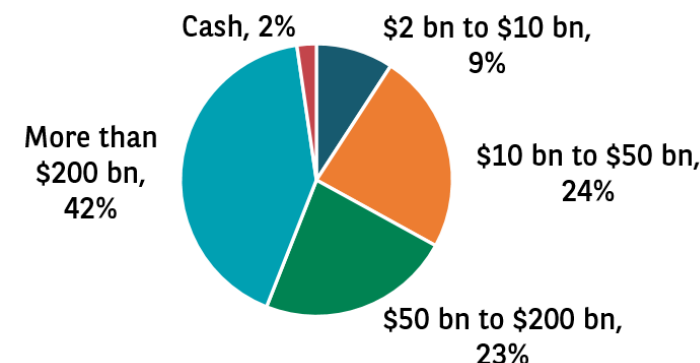


All-cap companies

Unearth full range of opportunities

+

Small-to-mid sized companies
Boost attractive earnings growth



Source: BNP Paribas Asset Management, 31 August 2024 (unless stated otherwise).

Morningstar rating is sourced from Morningstar, as at 31 August 2024. Based on BNP Paribas Disruptive Technology, Classic USD Capitalisation share class. Past performance is not indicative of current or future performance.

Asian Private Banker Asset Management Awards are issued by Asian Private Banker in the year specified, reflecting the performance as at 31 August of the previous year.

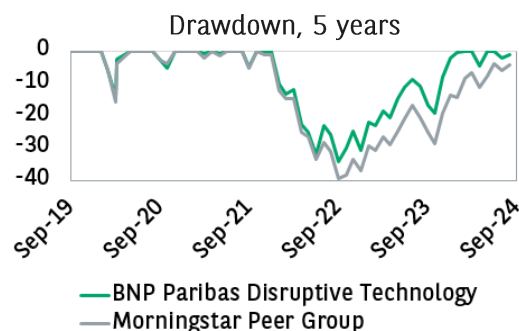
#IT: Information Technology *AI = artificial intelligence. IoT = Internet of Things. The 'multi-thematic' chart represents BNP Paribas Disruptive Technology's exposure to the technology themes based on number of holdings with exposure to each theme. We have analysed each of our holdings and have identified the themes in which they participate across their business lines. Several companies participate in multiple of these key themes.

Risks: The value of the product and its dividends or coupons may rise or fall. These risk factors may cause you to lose some or all of your investment: market risk and extra-financial criteria investment risk. You are also exposed to concentration risk, emerging markets risk, equity risk, operational risk and custody risk, small cap, specialised or restricted sectors risk and specific risks related to investments in Mainland China including changes in PRC taxation risk and risks related to Stock Connect.

Trademark, copyright, and other intellectual property rights are and remain the property of their respective owners.

3. A smoother journey across market cycles

Diversity in theme, sector & market cap
Flexibility to adjust quickly
Focus on valuations



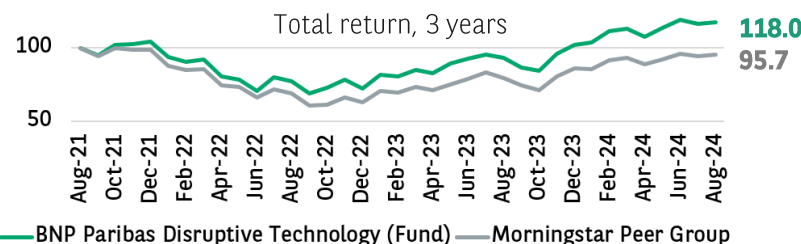
Result in smoother returns with lower drawdowns and lower volatility, compared to purer-play technology funds.

Source: Morningstar, BNP Paribas Asset Management, 31 August 2024. Based on BNP Paribas Disruptive Technology, Classic USD Capitalisation share class. Data in USD. Performance in point 4 is calculated net of fees, NAV to NAV with dividends reinvested. Peer group is Morningstar's EAA Fund Sector Equity Technology. Past performance is not indicative of current or future performance.

^Includes the effect of the maximum subscription fee and redemption fee which the investor might or might not pay. NAV to NAV figures are a better reflection of underlying investment performance.

Disclaimer: This advertisement has not been reviewed by the Monetary Authority of Singapore. It is issued and has been prepared by BNP PARIBAS ASSET MANAGEMENT Singapore Limited [BNPP AMS]. It is produced for information purposes only and does not constitute: 1. an offer to buy nor a solicitation to sell, nor shall it form the basis of or be relied upon in connection with any contract or commitment whatsoever or 2. investment advice. It does not have any regard to the specific investment objectives, financial situation or particular needs of any person. Investors should consult their own professional advisors in respect of legal, accounting, domicile and tax advice prior to investing in the fund(s), and in the event that he chooses not to seek advice from professional advisors, he should make an independent determination of the suitability and consequences of an investment. Investors considering subscribing to the fund(s) should read carefully the most recent prospectus, offering document including the risk factors and consult the fund(s)' most recent financial reports before investing, as available from BNPP AMS or its authorised distributors. Investments involve risks. Investments in emerging markets involve above-average risk. Given the economic and market risks, there can be no assurance that the fund(s) will achieve its/their investment objectives. Investments in the fund are not deposits or other obligations of, or guaranteed, or insured by BNPP AMS or its authorised distributors or its affiliates and are subject to investment risks, including the possible loss of principal amount invested. Returns may be affected by investment strategies or objectives, markets and economic conditions. Past performance of the fund(s) or the managers, and any economic and market trends or forecast, are not necessarily indicative of the future or likely performance of the fund(s) or the manager and the value of the investments in fund(s) may go down as well as up. Investors may not get back the amount they originally invested. Funds which are invested in emerging markets, smaller companies and derivative instruments may also involve a higher degree of risk and are usually more sensitive to price movements. Views and opinions included herein constitute the judgment of BNPP AMS and its affiliates at the time specified and may be subject to change without notice. BNP PARIBAS ASSET MANAGEMENT Singapore Limited - registered office at 20 Collyer Quay, #01-01, 20 Collyer Quay, Singapore 049319. Company Registration No. 199308471D. Data Source - © 2024 Morningstar, Inc. All Rights Reserved. The information contained herein: (1) is proprietary to Morningstar and/or its content providers; (2) may not be copied or distributed; and (3) is not warranted to be accurate, complete or timely. Neither Morningstar nor its content providers are responsible for any damages or losses arising from any use of this information. Past performance is no guarantee of future results. Morningstar stars rank from 1 to 5, with the top ranking being 5 stars.

4. Robust performance of fund driven by a team of specialists



	YTD	2023	2022	2021	2020	2019
Fund: NAV to NAV (%)	15.39	41.12	-30.71	24.20	47.33	37.30
Fund: with charges applied (%)^	12.02	37.01	-32.73	20.58	43.03	33.30
Morningstar peer group (%)	10.68	37.28	-36.42	12.27	47.43	34.99

Our Boston-based US and Global Thematic Equities investment team has an average of 20+ years experience, with US\$12.1 billion of assets under management in US equity strategies. Their astute decision-making is boosted with insights from regional technology experts located worldwide.

Fund details

Management company	BNP Paribas Asset Management Luxembourg
Delegated manager	BNP Paribas Asset Management USA, Inc.
Legal form	Sub-fund of the BNP Paribas UCITS V SICAV registered under Luxembourg law
Benchmark	MSCI World NR Index
Inception date	Classic Cap: 3 June 1997 Classic USD Cap: 17 May 2013
Base currency	EUR
Share classes	Classic Cap: LU0823421689 Classic USD Cap: LU0823421333
Management fee (max)	Classic: 1.50%
Redemption fee	None
Subscription fee (max)	3.0%
Real ongoing charges	Classic: 1.98% (as of 31/12/2023)
SRI*	6 (*Summary Risk Indicator. 1 = low risk. 7 = high risk)



BNP PARIBAS
ASSET MANAGEMENT

The sustainable investor for a changing world