

For professional investors

BNP PARIBAS EASY ETF & INDEX FUNDS RANGE



Marketing Communication
February 2024







BNP PARIBAS
ASSET MANAGEMENT

The sustainable
investor for a
changing world

BNP PARIBAS EASY

ETF & INDEX FUNDS RANGE

ETF & INDEX FUNDS RANGE	Dividend Policy	ISIN ¹	ETF Bloomberg Ticker					Passporting Countries	Listing Places	Trading Currency ³	Replication Method	SFDR Category ⁴	OCR ⁵ 31.01.2024	Assets as of 31.01.2024 (M€)	SRI ⁶
EQUITIES															
SRI (SOCIALY RESPONSIBLE INVESTMENT)															
MSCI Europe SRI S-Series PAB 5% Capped Index Fund available	Distributing	LU1753045415	SRIE FP, ZSRI GY, SRIE IM	✓	✓c	✓	✓	AT, CL, DE, DK, ES, FI, FR, IE, IT ² , LU, NL, SE	Euronext Paris, Xetra, Borsa Italiana	EUR	Physical	8	0.25%	1 491	4
	Accumulating	LU1753045332	SRIEC FP, ASRR GY, SRIECN MM					AT, CL, DE, DK, ES, FI, FR, IE, IT ² , LU, NL, SE, SK	Euronext Paris, Xetra, BMV (Mexico)						4
MSCI Europe Small Caps SRI S-Series PAB 5% Capped Index Fund available	Accumulating	LU1291101555	EESM FP, EESM GY, EESM IM		✓c			AT, DE, DK, ES, FI, FR, IE, IT ² , LU, NL, SE, SK	Euronext Paris, Xetra, Borsa Italiana	EUR	Physical	8	0.25%	219	4
MSCI EMU SRI S-Series PAB 5% Capped Index Fund available	Accumulating	LU1953137681	MUSRI FP, EMUS GY, MUSRI IM	✓	✓c	✓	✓	AT, CL, DE, DK, ES, FI, FR, IE, IT ² , LU, NL, SE, SK	Euronext Paris, Xetra, Borsa Italiana	EUR	Physical	8	0.25%	283	4
MSCI USA SRI S-Series PAB 5% Capped Index Fund available	Distributing	LU1659681669	EKUS FP, EKUS GY, EKUS IM	✓	✓c	✓	✓	AT, CL, DE, DK, ES, FI, FR, IE, IT ² , LU, NL, SE, SK	Euronext Paris, Xetra, Borsa Italiana	EUR	Physical	8	0.25%	2 824	5
	Accumulating	LU1659681586	EKLDC FP, ZSRM GY					AT, CL, DE, DK, ES, FI, FR, IE, IT ² , LU, NL, SE, SK	Euronext Paris, Xetra						5
MSCI Japan SRI S-Series PAB 5% Capped Index Fund available	Distributing	LU1753045928	SRIJ FP, JSRI GY, SRIJ IM	✓	✓c	✓	✓	AT, CL, DE, DK, ES, FI, FR, IE, IT ² , LU, NL, SE	Euronext Paris, Xetra, Borsa Italiana	EUR	Physical	8	0.25%	508	4
	Accumulating	LU1753045845	SRIJC FP, QUEJ GY, SRIJCN MM					AT, CL, DE, DK, ES, FI, FR, IE, IT ² , LU, NL, SE	Euronext Paris, Xetra, BMV (Mexico)						4
MSCI China Select SRI S-Series 10% Capped Index Fund available	Accumulating	LU2314312922	CHINU FP, 9WIA GY	✓	✓d	✓		AT, DE, DK, ES, FI, FR, IT ² , LU, NL, SE	Euronext Paris, Xetra	USD	Physical	8	0.30%	45	6
	Accumulating	LU2314312849	CHINE FP, 9WI GY, CHINE IM					AT, DE, DK, ES, FI, FR, IT ² , LU, NL, SE	Euronext Paris, Xetra, Borsa Italiana	EUR					6
MSCI Emerging SRI S-Series PAB 5% Capped Index Fund available	Distributing	LU1659681313	EISR FP, XU6C GY, EISR IM		✓c			AT, CL, DE, DK, ES, FI, FR, IE, IT ² , LU, NL, SE	Euronext Paris, Xetra, Borsa Italiana	EUR	Synthetic	8	0.30%	921	4
	Accumulating	LU1659681230	EMIS FP, ZSRN GY					AT, CL, DE, DK, ES, FI, FR, IE, IT ² , LU, NL, SE	Euronext Paris, Xetra						4
MSCI World SRI S-Series PAB 5% Capped Index Fund available	Accumulating	LU1291108642	EWRD FP, EWRD GY, EWRDN MM					AT, DE, DK, ES, FI, FR, IE, IT ² , LU, NL, NO, SE	Euronext Paris, Xetra, BMV (Mexico)	USD	Physical	8	0.25%	1 470	4
	Distributing	LU2641925016	EMWD FP	✓	✓c	✓	✓	AT, CZ, DE, DK, ES, FI, FR, GB, IE, IT ² , LU, NL, SE, SK	Euronext Paris, Xetra, Borsa Italiana	EUR					4
ESG MIN TRACKING ERROR (TE)															
MSCI Europe ESG Filtered Min TE Index Fund available	Accumulating	LU1291099718	EEUE FP, EEUX GY, EEUE IM	✓				AT, DE, DK, ES, FI, FR, IT ² , LU, NL, SE	Euronext Paris, Xetra, Borsa Italiana	EUR	Physical	8	0.15%	834	4
MSCI EMU ESG Filtered Min TE Index Fund available	Accumulating	LU1291098827	EEMU FP, EMUX GY, EEMU IM	✓				AT, DE, DK, ES, FI, FR, IT ² , LU, NL, SE	Euronext Paris, Xetra, Borsa Italiana	EUR	Physical	8	0.15%	292	5
MSCI North America ESG Filtered Min TE Index Fund available	Accumulating	LU1291104575	ENAM FP, ENOA GY, ENAM IM	✓				AT, DE, DK, ES, FI, FR, GB, IT ² , LU, NL, SE	Euronext Paris, Xetra, Borsa Italiana	EUR	Physical	8	0.15%	397	5
MSCI Pacific ex Japan ESG Filtered Min TE Index Fund available	Accumulating	LU1291106356	EPEJ FP, PAC GY, EPEJ IM	✓				AT, DE, DK, ES, FI, FR, GB, IT ² , LU, NL, SE	Euronext Paris, Xetra, Borsa Italiana	EUR	Physical	8	0.15%	413	4
MSCI Japan ESG Filtered Min TE Index Fund available	Accumulating	LU1291102447	EJAP FP, EJAP GY	✓				AT, DE, DK, ES, FI, FR, GB, IT ² , LU, NL, SE	Euronext Paris, Xetra	EUR	Physical	8	0.15%	1 572	4
		LU1481203070	EJAH FP, EJAH GY, EJAH IM					AT, DE, DK, ES, FI, FR, IT ² , LU, SE	Euronext Paris, Xetra, Borsa Italiana	EUR Hedged					4
MSCI Emerging ESG Filtered Min TE Index Fund available	Accumulating	LU1291097779	EEMK FP, EMKX GY, EEMK IM					AT, DE, DK, ES, FI, FR, GB, IT ² , LU, NL, SE	Euronext Paris, Xetra, Borsa Italiana	EUR	Synthetic	8	0.25%	240	4
MSCI World ESG Filtered Min TE	Accumulating	IE0008FB2WZ1	WEMTE FP, ASRW GY, WEMTE SW	✓				AT, CH, DE, DK, ES, FI, FR, IE, IT ² , LU, NL, SE	Euronext Paris, Xetra, SIX Swiss Exchange	USD	Physical	8	0.15%	138	4
		IE000W8HP9L8	WEMT2 FP, ASRY GY, WEMT2 IM, WEMT2 SW					AT, CH, DE, DK, ES, FI, FR, IE, IT ² , LU, NL, SE	Euronext Paris, Xetra, Borsa Italiana, SIX Swiss Exchange	EUR					4
ESG (ENVIRONMENTAL, SOCIAL, GOVERNANCE)															
S&P 500 ESG	Accumulating	IE000VX9GN7	SPEUS FP, INOA GY, SPEUS ID, SPEUS SW					AT, CH, DE, DK, ES, FI, FR, IE, IT ² , LU, NL, NO, SE	Euronext Dublin, Euronext Paris, Xetra, SIX Swiss Exchange	USD	Physical	8	0.12%	531	5
		IE0004J37745	SPEEU FP, INOB GY, SPEEU IM, SPEEU ID, SPEEU SW	✓				AT, CH, DE, DK, ES, FI, FR, IE, IT ² , LU, NL, NO, SE	Euronext Dublin, Euronext Paris, Xetra, Borsa Italiana, SIX Swiss Exchange	EUR					5
		IE000QC8036	SPEUH FP					FR, IE	Euronext Paris	EUR Hedged					5
CAC 40 ESG	Distributing	FR0010150458	E40 FP, XEYX GY	✓				DE, DK, FI, FR, LU	Euronext Paris, Xetra	EUR	Physical	8	0.25%	298	5
ESG THEMATIC															
ECPI Circular Economy Leaders Index Fund available	Accumulating	LU1953136527	REUSE FP, EMEC GY, REUSE IM, REUSEN MM	✓	✓c			AT, CZ, DE, DK, ES, FI, FR, IE, IT ² , LU, NL, SE, SK	Euronext Paris, Xetra, Borsa Italiana, BMV (Mexico)	EUR	Physical	8	0.30%	975	4
		LU2533810276	REUSD FP, BJLC GY					AT, DE, ES, FR, IT ² , LU, NL	Euronext Paris, Xetra	USD					4
ECPI Global ESG Infrastructure	Accumulating	IE000FF2EBQ8	ENG FP, XU6I GY, EENG IM, ENGEU SW	✓	✓c			AT, CH, DE, DK, ES, FI, FR, IE, IT ² , LU, NL, SE	Euronext Paris, Xetra, Borsa Italiana, SIX Swiss Exchange	EUR	Physical	8	0.30%	232	4
		IE000603TTP9	ENGUS FP, BJLB GY, ENGUS SW					AT, CH, DE, DK, ES, FI, FR, IE, IT ² , LU, NL, SE	Euronext Paris, Xetra, SIX Swiss Exchange	USD					4
ECPI Global ESG Blue Economy Index Fund available	Accumulating	LU2194447293	BLUE FP, BJLE GY, OCEAN IM		✓c			AT, DE, DK, ES, FI, FR, GB, IT ² , LU, NL, SE, SK	Euronext Paris, Xetra, Borsa Italiana	EUR	Physical	8	0.30%	226	4
		LU2533813296	BLUSD FP, ASR1 GY					AT, DE, ES, FR, GB, IT ² , LU, NL	Euronext Paris, Xetra	USD					4
ECPI Global ESG Hydrogen Economy Index Fund available	Accumulating	LU2365458145	HYDRO FP, ASRS GY, HYDESG IM		✓b			AT, DE, DK, ES, FI, FR, GB, IT ² , LU, NL, SE	Euronext Paris, Xetra, Borsa Italiana	EUR	Physical	8	0.30%	67	5
		LU2533813023	HYDUS FP, ASRZ GY					AT, DE, ES, FR, GB, IT ² , LU, NL	Euronext Paris, Xetra	USD					5
ECPI Global ESG Med Tech Index Fund available	Accumulating	LU2365457410	MEDTE FP, ASRP GY, MEDTE IM		✓b			AT, DE, DK, ES, FI, FR, GB, IT ² , LU, NL, SE, SK	Euronext Paris, Xetra, Borsa Italiana	EUR	Physical	8	0.30%	46	4
		LU2533811084	MTUSD FP, BJLA GY					AT, DE, ES, FR, GB, IT ² , LU, NL	Euronext Paris, Xetra	USD					4

BNP PARIBAS EASY

UCITS ETF

BNP PARIBAS EASY

ETF & INDEX FUNDS RANGE

ETF & INDEX FUNDS RANGE	Dividend Policy	ISIN ¹	ETF Bloomberg Ticker		Passporting Countries	Listing Places	Trading Currency ³	Replication Method	SFDR Category ⁴	OCR ⁵ 31.01.2024	Assets as of 31.01.2024 (M€)	SRI ⁶
CLIMATE-RELATED EQUITIES												
Low Carbon 100 Eurozone PAB Index Fund available	Accumulating	LU2194448267	LCEZ FP, LCDE GY, LCEUZ IM	✓ ✓a	AT, DE, DK, ES, FI, FR, IT ² , LU, NL, SE	Euronext Paris, Xetra, Borsa Italiana	EUR	Physical	8	0.30%	15	4
Low Carbon 100 Europe PAB	Accumulating	LU1377382368	ECN FP, LCEU GY, LCEU IM, LCEU SE	✓ ✓c	AT, CH, DE, DK, ES, FI, FR, GB, IE, IT ² , LU, NL, SE	Euronext Paris, Xetra, Borsa Italiana, SIX Swiss Exchange	EUR	Physical	8	0.30%	1 285	4
	Distributing	LU1377382442	ECND FP		AT, CH, DE, DK, ES, FI, FR, GB, IT ² , LU, NL, SE	Euronext Paris	EUR					
Low Carbon 300 World PAB Index Fund available	Accumulating	LU2194449075	LCWLD FP, LOWD GY, LCWLD IM	✓ ✓a	AT, DE, DK, ES, FI, FR, IT ² , LU, NL, SE	Euronext Paris, Xetra, Borsa Italiana	EUR	Physical	8	0.30%	47	4
ESG Eurozone Biodiversity Leaders PAB Index Fund available	Accumulating	LU2446381555	BIODV FP, ASRV GY, BIODV IM	✓ ✓f	AT, DE, DK, ES, FI, FR, IT ² , LU, NL, SE	Euronext Paris, Xetra, Borsa Italiana	EUR	Physical	8	0.35%	58	4
FTSE EPRA Nareit Developed Europe ex UK Green CTB Index Fund available	Accumulating	LU2008763935	GREAL FP, EEPG GY, GREAL IM	✓c	AT, DE, DK, ES, FI, FR, IE, IT ² , LU, NL, SE	Euronext Paris, Xetra, Borsa Italiana	EUR	Physical	8	0.40%	300	5
FTSE EPRA Nareit Global Developed Green CTB Index Fund available	Accumulating	LU2365458905	GRCTB FP, ASRM GY, GRCTB IM	✓a	AT, DE, DK, ES, FI, FR, IT ² , LU, NL, SE, SK	Euronext Paris, Xetra, Borsa Italiana	EUR	Physical	8	0.40%	33	4
FIXED INCOME												
ESG GOVERNMENT BONDS												
JPM ESG EMU Government Bond IG Index Fund available	Accumulating	LU1481202692	JBEM FP, JBEM GY, JBEM IM	✓e	AT, DE, DK, ES, FI, FR, GB, IE, IT ² , LU, NL, SE	Euronext Paris, Xetra, Borsa Italiana	EUR	Physical	8	0.15%	2 221	3
JPM ESG EMU Government Bond IG 1-3Y	Accumulating	LU2533810862	GEU3C FP, BJLG GY, GEU3C IM	✓g	AT, DE, DK, ES, FI, FR, IT ² , LU, NL, SE	Euronext Paris, Xetra, Borsa Italiana	EUR	Physical	8	0.15%	189	2
	Distributing	LU2533810789	GEU3D FP, BJLH GY, GEU3D IM		AT, DE, DK, ES, FI, FR, IT ² , LU, NL, SE	Euronext Paris, Xetra, Borsa Italiana	EUR					
JPM ESG EMU Government Bond IG 3-5Y Index Fund available	Accumulating	LU2244387457	GEMU FP, ASRE GY, GEMU IM	✓c	AT, DE, DK, ES, FI, FR, IT ² , LU, NL, SE	Euronext Paris, Xetra, Borsa Italiana	EUR	Physical	8	0.15%	1 829	2
JPM ESG EMBI Global Diversified Composite Index Fund available	Accumulating	LU1547515053	EMBI FP, ASRC GY	✓	AT, CL, DE, DK, ES, FI, FR, GB, IT ² , LU, NL, SE	Euronext Paris, Xetra	USD	Physical	8	0.25%	750	3
	Accumulating	LU1547515137	EMBH FP, ASRD GY, ASRD IM		AT, CL, DE, DK, ES, FI, FR, GB, IE, IT ² , LU, NL, SE	Euronext Paris, Xetra, Borsa Italiana	EUR Hedged					
SRI AGGREGATE BONDS												
€ Aggregate Bond SRI Fossil Free	Accumulating	LU2533812991	BSRIC FP, BJLF GY, BSRIC IM	✓ ✓h	AT, DE, DK, ES, FI, FR, IT ² , LU, NL, SE	Euronext Paris, Xetra, Borsa Italiana	EUR	Physical	8	0.15%	106	2
	Distributing	LU2533812728	BSRID FP, BJLD GY, BSRID IM		AT, DE, DK, ES, FI, FR, IT ² , LU, NL, SE	Euronext Paris, Xetra, Borsa Italiana						
SRI CORPORATE BONDS												
€ Corp Bond SRI PAB Index Fund available	Accumulating	LU1859444769	SRIC FP, ASRI GY, SRIC IM	✓ ✓c ✓	AT, CZ, DE, DK, ES, FI, FR, GB, IE, IT ² , LU, NL, SE, SG ²	Euronext Paris, Xetra, Borsa Italiana	EUR	Physical	8	0.20%	2 647	2
	Distributing	LU1953136287	SRICD FP, ASRT GY		AT, DE, DK, ES, FI, FR, IT ² , LU, NL, SE, SG ²	Euronext Paris, Xetra						
€ Corp Bond SRI PAB 1-3Y Index Fund available	Distributing	LU2008760592	SRIC3 FP, ASR3 GY, SRIC3 IM	✓ ✓c ✓	AT, DE, DK, ES, FI, FR, IE, IT ² , LU, NL, SE	Euronext Paris, Xetra, Borsa Italiana	EUR	Physical	8	0.20%	1 837	2
€ Corp Bond SRI PAB 3-5Y Index Fund available	Distributing	LU2008761053	SRIC5 FP, ASR5 GY, SRIC5 IM	✓ ✓c ✓	AT, DE, DK, ES, FI, FR, IE, IT ² , LU, NL, SE	Euronext Paris, Xetra, Borsa Italiana	EUR	Physical	8	0.20%	1 546	2
	Accumulating	LU2446383338	SRIC6 FP, ASRX GY		AT, DE, DK, ES, FI, FR, IT ² , LU, NL, SE	Euronext Paris, Xetra						
€ Corp Bond SRI Fossil Free Ultrashort Duration Index Fund available	Accumulating	LU2533812058	SRIUC FP, BJLI GY, SRIUC IM	✓	AT, DE, DK, ES, FI, FR, GB, IT ² , LU, NL, SE	Euronext Paris, Xetra, Borsa Italiana	EUR	Physical	8	0.10%	23	1
	Distributing	LU2533811910	SRIUD FP, BJLL GY		AT, DE, DK, ES, FI, FR, GB, IT ² , LU, NL, SE	Euronext Paris, Xetra						
€ High Yield SRI Fossil Free Index Fund available	Accumulating	LU2244386053	HYSRI FP, ASRF GY, HYSRI IM	✓ ✓a ✓	AT, DE, DK, ES, FI, FR, IT ² , LU, NL, SE, SK	Euronext Paris, Xetra, Borsa Italiana	EUR	Physical	8	0.25%	330	3
	Distributing	LU2244386137	HSRID FP, ASRG GY, HSRID IM		AT, DE, DK, ES, FI, FR, IT ² , LU, NL, SE	Euronext Paris, Xetra, Borsa Italiana						
USD Corp Bond SRI Fossil Free Index Fund available	Accumulating	LU2616774076	USCBC FP, BJLJ GY, USCBC IM	✓	AT, DE, DK, ES, FI, FR, GB, IT ² , LU, NL, SE	Euronext Paris, Xetra, Borsa Italiana	USD (FP, GY) / EUR (IM)	Physical	8	0.20%	27	3
	Distributing	LU2616776444	USCBD FP, BJLK GY		AT, DE, DK, ES, FI, FR, GB, IT ² , LU, NL, SE	Euronext Paris, Xetra						
GREEN BONDS												
JPM ESG Green Social & Sustainability IG EUR Bond Index Fund available	Accumulating	LU2365458814	GSSBD FP, ASRQ GY, EJEGSS IM	✓d	AT, DE, DK, ES, FI, FR, GB, IT ² , LU, NL, SE	Euronext Paris, Xetra, Borsa Italiana	EUR	Physical	9	0.25%	295	3
	Distributing	LU2365458731	GSSBO FP, ASRN GY		AT, DE, DK, ES, FI, FR, GB, IT ² , LU, NL, SE	Euronext Paris, Xetra						

BNP PARIBAS EASY

UCITS ETF

BNP PARIBAS EASY

ETF & INDEX FUNDS RANGE

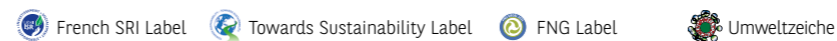
ETF & INDEX FUNDS RANGE	Dividend Policy	ISIN ¹	ETF Bloomberg Ticker	Passporting Countries	Listing Places	Trading Currency ³	Replication Method	SFDR Category ⁴	OCR ⁵ 31.01.2024	Assets as of 31.01.2024 ((M€)	SRI ⁶
ESG SMART BETA BY BNP PARIBAS											
ESG Growth Europe	Accumulating	LU2244387887	EGRO FP, EGRE GY, EGRO IM	DE, DK, FI, FR, IT ² , LU, NL, SE	Euronext Paris, Xetra, Borsa Italiana	EUR	Synthetic	8	0.30%	65	4
ESG Low Vol Europe	Accumulating	LU1377381717	EVOE FP, VLEU GY, EVOE IM, EVOE SE	AT, CH, CZ, DE, DK, ES, FI, FR, GB, IT ² , LU, NL, NO, SE	Euronext Paris, Xetra, Borsa Italiana, SIX Swiss Exchange	EUR	Synthetic	8	0.30%	66	4
	Distributing	LU1481201025	VLED FP, VLED GY, VLED SE	CH, DE, DK, FI, FR, LU, SE	Euronext Paris, Xetra, SIX Swiss Exchange						
ESG Low Vol US	Accumulating	LU1377381980	EVOU FP, VLUS GY, EVOU IM, EVOU SE	AT, CH, CZ, DE, DK, FI, FR, GB, IT ² , LU, NO, SE	Euronext Paris, Xetra, Borsa Italiana, SIX Swiss Exchange	EUR	Synthetic	8	0.30%	11	5
	Distributing	LU1481201298	VLUU FP, VLUU GY, VLUU SE	CH, DE, DK, FI, FR, LU, SE	Euronext Paris, Xetra, SIX Swiss Exchange						5
	Accumulating	LU1481201371	VLUU GY, VLUU SE	CH, CZ, DE, DK, FI, LU, SE	Xetra, SIX Swiss Exchange						USD
ESG Momentum Europe	Accumulating	LU1377382012	EMOM FP, MOEU GY, EMOM IM, EMOM SE	AT, CH, DE, DK, FI, FR, GB, IT ² , LU, NO, SE	Euronext Paris, Xetra, Borsa Italiana, SIX Swiss Exchange	EUR	Synthetic	8	0.30%	2	4
	Distributing	LU1481201538	MOED FP, MOED GY, MOED SE	CH, DE, DK, FI, FR, LU, SE	Euronext Paris, Xetra, SIX Swiss Exchange						4
ESG Quality Europe	Accumulating	LU1377382103	EQUA FP, QUEU GY, EQUA IM, EQUA SE	AT, CH, DE, DK, FI, FR, GB, IT ² , LU, NO, SE	Euronext Paris, Xetra, Borsa Italiana, SIX Swiss Exchange	EUR	Synthetic	8	0.30%	93	4
	Distributing	LU1481201611	QUED FP, QUED GY, QUED SE	CH, DE, DK, FI, FR, LU, SE	Euronext Paris, Xetra, SIX Swiss Exchange						4
ESG Value Europe	Accumulating	LU1377382285	EVAE FP, VALU GY, EVAE IM, EVAE SE	AT, CH, DE, DK, FI, FR, GB, IT ² , LU, NO, SE	Euronext Paris, Xetra, Borsa Italiana, SIX Swiss Exchange	EUR	Synthetic	8	0.30%	68	4
	Distributing	LU1481201702	VALD FP, VALD GY, VALD SE	CH, DE, DK, FI, FR, LU, SE	Euronext Paris, Xetra, SIX Swiss Exchange						4
ESG Dividend Europe	Accumulating	LU1615090864	EDEU FP, EDEU GY, EDEU SE	AT, CH, DE, DK, FI, FR, GB, IT ² , LU, NO, SE	Euronext Paris, Xetra, SIX Swiss Exchange	EUR	Synthetic	8	0.30%	14	5
NON ESG EQUITIES											
STOXX Europe 600	Accumulating	FRO011550193	ETZ FP, ETSZ GY, ETZ SE	AT, CH, CZ, DE, DK, FI, FR, IT ² , LU	Euronext Paris, Xetra, SIX Swiss Exchange	EUR	Synthetic	6	0.20%	791	4
	Distributing	FRO011550672	ETZD FP, ETSY GY, ETZD SE	CH, DE, DK, FI, FR	Euronext Paris, Xetra, SIX Swiss Exchange						4
EURO STOXX 50	Accumulating	FRO012739431	ETDD FP, ETDD GY, ETDD SE	CH, CZ, DE, DK, FI, FR, IT ² , LU	Euronext Paris, Xetra, SIX Swiss Exchange	EUR	Physical	6	0.18%	545	5
	Distributing	FRO012740983	ETBB FP, ETBB GY, ETBB SE	AT, CH, DE, DK, FI, FR	Euronext Paris, Xetra, SIX Swiss Exchange						5
S&P 500	Accumulating	FRO011550185	ESE FP, ESEE GY, ESEE IM, ESE SE	AT, CH, DE, DK, ES, FI, FR, IT ² , SK	Euronext Paris, Xetra, Borsa Italiana, SIX Swiss Exchange	EUR	Synthetic	6	0.15%	4 784	5
	Accumulating	FRO011550177	ESD FP, ESD SE, ESAP GY, ESDN MM	AT, CH, CL, CZ, DE, DK, ES, FI, FR, IT ² , LU	Euronext Paris, Xetra, SIX Swiss Exchange, BMV (Mexico)	USD					5
	Distributing	FRO011550680	ESDD FP, ESEA GY, ESDD SE	AT, CH, DE, DK, FI, FR	Euronext Paris, Xetra, SIX Swiss Exchange	EUR Hedged					5
	Accumulating	FRO013041530	ESEH FP, ESEH GY, ESEH IM, ESEH SE	AT, CH, CZ, DE, DK, ES, FI, FR, IT ² , LU	Euronext Paris, Xetra, Borsa Italiana, SIX Swiss Exchange	EUR Hedged					5
LISTED REAL ESTATE											
FTSE EPRA/Nareit Eurozone Capped	Distributing	LU0192223062	EEE FP, EEEG GY, EEEG SE	AT, CH, DE, DK, FI, FR, LU, NL, SE, SG ²	Euronext Paris, Xetra, SIX Swiss Exchange	EUR	Physical	6	0.40%	231	5
	Accumulating	LU0950381748	EEA FP, EAAA GY, EEA IM, EEEA SE	AT, CH, CZ, DE, DK, ES, FI, FR, IT ² , LU, SE, SG ²	Euronext Paris, Xetra, Borsa Italiana, SIX Swiss Exchange						5
FTSE EPRA/Nareit Developed Europe	Distributing	LU1291091228	EEP FP, EEP GY, EEEP SE	AT, CH, DE, DK, FI, FR, IT ² , LU, NL, SE	Euronext Paris, Xetra, SIX Swiss Exchange	EUR	Physical	6	0.40%	50	5
	Distributing	LU1859445063	EEH FP, ZSRL GY, EEH SE	AT, CH, DE, DK, FI, FR, IT ² , LU, NL, SE	Euronext Paris, Xetra, SIX Swiss Exchange	EUR Hedged					5
COMMODITIES											
Energy & Metals Enhanced Roll	Accumulating	LU1291109533	GSCU FP, GSCU SE	AT, CH, DE, ES, FR, IT ² , LU, NL	Euronext Paris, SIX Swiss Exchange	USD	Synthetic	6	0.38%	389	4
	Accumulating	LU1291109616	GSCE NA, GSDE GY, GSCE IM, GSCE SE	AT, CH, DE, DK, ES, FI, FR, GB, IT ² , LU, NL, SE, SK	Euronext Amsterdam, Xetra, Borsa Italiana, SIX Swiss Exchange	EUR					4
	Accumulating	LU1547516291	EMEH FP, EMEH GY, EMEH SE	AT, CH, DE, DK, ES, FI, FR, IT ² , LU, SE, SK	Euronext Paris, Xetra, SIX Swiss Exchange	EUR Hedged					4

Investors should ensure that they are fully informed about the sub-funds, classes and sub-classes of shares that are authorized to be marketed in their country of residence and the constraints applicable in each of these countries.

- If the ISIN code of the ETF begins with "FR" then the ETF is a SICAV or a FCP operating under French Law and is compliant with the European Directive 2009/65/EC as amended by the 2014/91/UE European Directive (UCITS V). If the ISIN code of the ETF begins with "LU", the ETF is part of a SICAV operating under the Luxembourg Law and is compliant with the European Directive 2009/65/EC as amended by the 2014/91/UE European Directive (UCITS V).
- The share is registered in this country for Professional Investors only.
- Investors are exposed to the currency risk when investing in an ETF that has a trading currency different from their local currency and/or different from the underlying index and/or if the underlying index includes securities labelled in different currencies from the ETF one.
- SFDR: Sustainable Finance Disclosures Regulation. Regulation 2019/2088 of the European Parliament and of the Council of 27 November 2019 on sustainability-related disclosures in the financial services sector. Article 9 - products with sustainable investment objective; Article 8 - products promoting environmental or social characteristics; Article 6 - products not classified Art 9 nor Art 8.
- Source: BNP Paribas Asset Management. These are the ongoing charges known at the date mentioned in the table. It is advisable to refer to the most recent prospectus for obtaining current management fees. Subscription and redemption fees indicate a maximum for subscriptions / redemptions in cash on the primary market for authorised participants. In some cases, you may pay less. The investor can get from his advisor or financial intermediary the actual amount of subscription and redemption fees. Conditions applicable to purchases and sales on the secondary market are those applicable to this market and of your intermediary. Redemption or subscription fees should not be applied to you. Intermediation fees you may pay depend on the intermediary (execution, custody...).
- The Summary Risk Indicator is determined on a scale from 1 to 7 (7 being the highest risk level). It is subject to a periodical computation and can consequently change over time. We invite you to consult regularly the KID.

Index Fund available

The index funds available for the concerned index do not have the same features (ISIN code, Bloomberg ticker, OCR...) as the ETF share classes. For a complete description and definition of risks, please consult the last available prospectus and KID of the funds that can be downloaded free of charges from our website: www.bnpparibas-am.com/en/

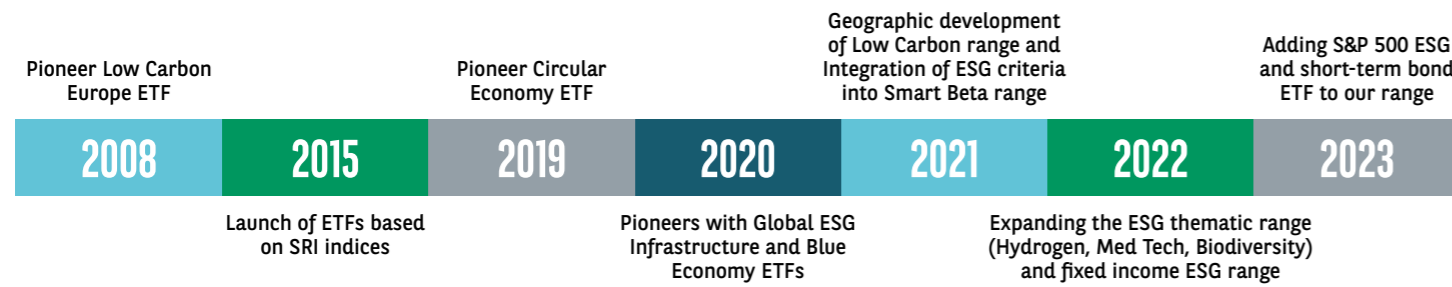


The SRI label supported by the French Authorities has been introduced in 2016, it encourages public investment in funds that are compliant with Environmental, Social, and Governance (ESG) criteria. For more information - visit the site: <https://www.llelabel.fr>
 TS Label awarded in Brussels (attribution dates: a - 22.12.2021; b - 28.03.2022; c - 24.06.2022; d - 05.10.2022; e - 21.12.2022; f - 24.03.2023; g - 22.06.2023; h - 06.07.2023) by the Central Labeling Agency and valid until 30.06.2024. For more information on this label - visit the site: <https://towardsustainability.be/the-label/quality-standard>
 Obtaining this label by the sub-fund does not mean that it meets your own sustainability objectives. For more information on this matter - visit the site: <https://www.fsma.be/en/sustainable-finance>
 Mutual funds with the FNG-Label meet the quality standard developed by Forum Nachhaltige Geldanlagen e.V. (FNG) for sustainable investments in the German-speaking countries. Successfully certified funds pursue a stringent and transparent sustainability approach, the application of which has been checked by the independent Auditor University of Hamburg. For more information - visit the site: www.fng-siegel.org
 The Österreichische Umweltzeichen [Austrian Ecolabel] is an independent seal of quality for the environment and quality and is awarded on the basis of ecological, social and governance criteria. Further information can be found here: <https://www.umweltzeichen.at/de/home/start>
 Trademark, copyright, and other intellectual property rights are and remain the property of their respective owners
 Source: BNP Paribas Asset Management is the source for all data in this document as at 31.01.2024, unless otherwise specified.

The investments in the funds are subject to market fluctuations and the risks inherent in investments in securities. The value of investments and the income they generate may go down as well as up and it is possible that investors will not recover their initial outlay, the fund described being in risk of capital loss. For a complete description and definition of risks, please consult the last available prospectus and KID of the funds that can be downloaded free of charges from our website: www.bnpparibas-am.com/en/

BNP Paribas Easy: an index range focused on ESG

BNP Paribas Easy is BNPP AM's range of ETF and index funds covering several areas of expertise: ESG¹ thematic indices, SRI² equity and bond indices and ESG equity, bond and Smart beta indices.



ESG indices

Equity Min TE **Best-in-universe**

A range of ETFs replicating equity indices across different geographical areas (world, Europe, eurozone, North America, Japan, Pacific ex-Japan and emerging markets), taking into account ESG criteria and minimising the deviation (tracking error) from the non-ESG benchmark.

Bonds **Best-effort**

A range of ETFs replicating ESG bond indices for the eurozone and emerging markets, whose methodology consists in excluding certain sectors and selecting government bonds of different maturities and credit profiles (investment-grade and high-yield), using a best effort approach.

Smart Beta

A range of factor-based ETFs that replicate academic-based ESG strategy indices calculated and published by Solactive AG. This range uses six factors: growth, low volatility, value, quality, momentum and dividend.

SRI indices

Equity **PAB** **Best-in-class**

A range of ETFs replicating SRI equity indices across different geographical areas: the eurozone, Europe, Japan, China, emerging markets, the US and world, whose methodology consists of selecting companies using a best-in-class approach and excluding certain sectors.

Bonds **Best-in-universe**

A range of ETFs replicating SRI bond indices denominated in EUR and USD, whose methodology consists in selecting bonds of different maturities and credit profiles (investment-grade and high-yield) that are not exposed to certain sectors (such as fossil fuels) using a best-in-universe approach.

Thematic funds related to ESG indices

Low Carbon **PAB** **Best-in-class**

A range of ETFs that replicate low-carbon equity indices across different geographical areas: eurozone, Europe, and world, whose methodology consists of selecting companies using a best-in-class approach, as well as green companies making a positive contribution to the energy transition.

Circular Economy

An ETF that replicates an equity index composed of 50 international companies translating circular economy principles into business practices, best placed to grasp the benefits deriving from the adoption of circular economy models, and classified according to five areas: circular supplies, resource recovery, product life extension, sharing platforms, and product as a service.

Blue Economy

An ETF that replicates an equity index made up of 50 international companies participating in the sustainable use of ocean resources and classified into five areas: coastal livelihood, energy and resources, fish and seafood, pollution reduction and shipping lanes.

Listed Real Estate **CTB**

A range of ETFs that replicate equity indices made up of listed real estate companies selected for their environmental practices in different geographical areas: Europe (excluding the UK) and world.

ESG Infrastructure

An ETF that replicates an equity index made up of 100 international companies considered to be best placed to support the development and maintenance of sustainable infrastructure, and classified into six clusters: communication, energy, transportation, waste management, water and social infrastructure.

Hydrogen

An ETF that replicates an equity index made up of 40 international companies selected from the sustainable hydrogen sector and the renewable energy sector used for its production.

Medical Technologies

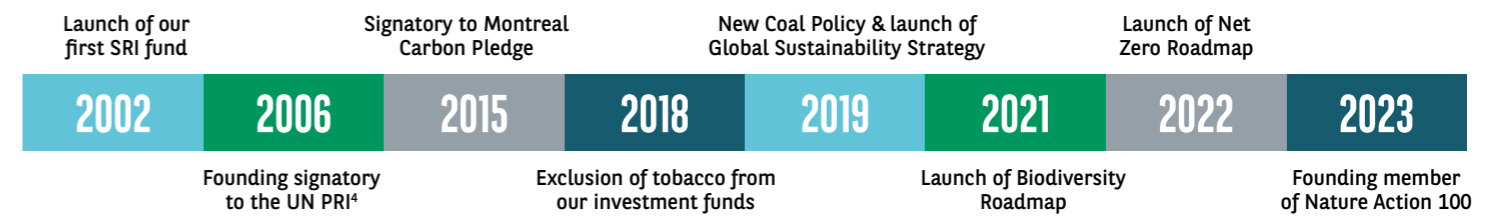
An ETF that replicates an equity index made up of 50 global companies considered to be most active in the sustainable medical technology industry: biotechnology, life sciences tools & services, healthcare equipment & suppliers and healthcare technology.

Biodiversity **PAB** **Best-in-class**

An ETF that replicates a eurozone equity index meeting the EU PAB criteria and composed of values whose negative impact on biodiversity is reduced compared to companies in the same sector.

Sustainable approach at the heart of BNPP AM's strategy

BNP Paribas Asset Management, BNP Paribas' asset management business, offers a full range of active, passive and quantitative investment solutions across a broad spectrum of asset classes and geographical areas. Since 2002, BNPP AM has been committed to sustainable investment and has continued to strengthen its ambition, investment philosophy and management processes for a low-carbon, environmentally responsible and inclusive economy.



Glossary

PAB

Paris Aligned Benchmark standards that aim to reduce carbon intensity by 50% relative to the initial investment universe and at least by 7% each next year.

CTB

Climate Transition Benchmark standards that aim to reduce carbon intensity by 30% relative to the initial investment universe and at least by 7% each next year.

Best-in-class

This approach involves selecting the companies with the best ESG rating within each sector of activity.

Best-in-universe

This approach involves selecting companies with the best ESG rating within a given universe.

Best-effort

This approach involves selecting companies that demonstrate an improvement and/or good prospects in their ESG practices and performance over time.



- ETF Express European Awards 2023
- ESG Investing Awards 2023
- 2023 German Fairness Award: ETF – Provider
- Mondo Investor Awards
- German Fund Championship 2023 - Aktien ETF
- 2023 ETP Award - Best Sustainability Provider ETFs
- Xenix ETF Awards 2023 Germany
- ESG Clarity Awards 2023

Exercising voting rights

By investing on behalf of its clients, BNPP AM exercises its voting rights over all securities held in ETFs and index funds of the BNP Paribas Easy range. BNPP AM considers the promotion of good corporate governance practices to be an essential part of shareholder responsibility. Voting in general meetings is an important element of the dialogue with investee companies.

No stock lending

Securities lending is the practice of loaning shares, or other securities held by the fund to other investors or firms. To avoid any additional counterparty risk, no such transaction is possible within the BNP Paribas Easy range.

1 Environment Social Governance. 2 SRI - socially responsible investment. 3 AUM – Assets under management. 4 UN Principles for Responsible Investments.

INVESTMENT RISKS

- Interest rate risk: The value of an investment may be affected by interest rate fluctuations. Interest rates may be influenced by several elements or events, such as monetary policy, the discount rate, inflation, etc.
- Credit risk: This is the risk that may derive from the rating downgrade of a bond issuer to which the sub funds are exposed, which may therefore cause the value of the investments to go down. Sub funds investing in high-yield bonds present a higher than average risk due to the greater fluctuation of their currency or the quality of the issuer.
- Counterparty risk: This risk relates to the quality of the counterparty with whom the management company does business, in particular for the settlement/delivery of financial instruments or the conclusion of financial forward contracts. The risk reflects the counterparty's ability to honour its commitments (payment, delivery, repayment, etc.).
- Liquidity risk: There is a risk that investments made in the sub funds may become illiquid due to an over-restricted market (often reflected by a very broad bid-ask spread or by substantial price movements), or if their "rating" declines or their economic situation deteriorates.
- Derivatives risk: the use of derivatives by the funds includes various risks. Those risks are (without limitation), the lack of secondary market liquidity under circumstances, valuations risks, the lack of standardization and regulation, the risk of leverage, the risk of counterparty.
- Risk linked to equity markets: the risks associated with investments in equities (and similar instruments) include significant fluctuations in prices, negative information about the issuer or market and the subordination of a company's equities to its bonds. The value of investments and the income they generate may go down as well as up and it is possible that investors will not recover their initial outlay.
- Environmental, Social and Governance (ESG) Investment Risk: The lack of common or harmonized definitions and labels integrating ESG and sustainability criteria at EU level may result in different approaches by managers when setting ESG objectives. This also means that it may be difficult to compare strategies integrating ESG and sustainability criteria to the extent that the selection and weightings applied to select investments may be based on metrics that may share the same name but have different underlying meanings. In evaluating a security based on the ESG and sustainability criteria, the Investment Manager may also use data sources provided by external ESG research providers. Given the evolving nature of ESG, these data sources may for the time being be incomplete, inaccurate or unavailable. Applying responsible business conduct standards in the investment process may lead to the exclusion of securities of certain issuers. Consequently, the Sub-Fund's performance may at times be better or worse than the performance of relatable funds that do not apply such standards.

DISCLAIMER

BNP PARIBAS ASSET MANAGEMENT France, "the investment management company", is a simplified joint stock company with its registered office at 1 boulevard Haussmann 75009 Paris, France, RCS Paris 319 378 832, registered with the "Autorité des marchés financiers" under number GP 96002.

This material is issued and has been prepared by the investment management company. It contains opinions and statistical data that are considered lawful and correct on the day of their publication according to the economic and financial environment at the time. This document does not constitute investment advice or form part of an offer or invitation to subscribe for or to purchase any financial instrument(s) nor shall it or any part of it form the basis of any contract or commitment whatsoever.

This document is provided without knowledge of an investors' situation. Prior to any subscription, investors should verify in which countries the financial instruments referred to in this document refers are registered and authorised for public sale. In particular financial instruments cannot be offered or sold publicly in the United States. Investors considering subscriptions should read carefully the most recent prospectus and Key Information Document (KID) agreed by the regulatory authority, these documents are available in the language of the country in which the financial instrument(s) is authorised for the distribution and/or in English as the case may be, on the following website, under heading «our funds»: <https://www.bnpparibas-am.com/>

Investors are invited to consult the most recent financial reports, which are also available on the website. Investors should consult their own legal and tax advisors prior to investing. Given the economic and market risks, there can be no assurance that the financial instrument(s) will achieve its investment objectives. Their value can decrease as well as increase. In particular, changes in currency exchange rates may affect the value of an investment. Performance is shown net of management fees and is calculated using global returns with time factored in, with net dividends and reinvested interest, and does not include subscription-redemption fees, exchange rate fees or tax. Past performance is not a guarantee of future results.

You can obtain this by clicking here: www.bnpparibas-am.fr/investisseur-professionnel/synthese-des-droits-des-investisseurs a summary of investor rights in French. BNP PARIBAS ASSET MANAGEMENT FRANCE may decide to terminate the arrangements made for the marketing of its collective investment undertakings/financial instruments, in the cases covered by the applicable regulations.

"The sustainable investor for a changing world" reflects the objective of BNP PARIBAS ASSET MANAGEMENT France to integrate sustainable development into its activities, although not all funds managed by BNP PARIBAS ASSET MANAGEMENT France fulfil the requirement of either Article 8, for a minimum proportion of sustainable investments, or those of Article 9 under the European Regulation 2019/2088 on sustainability-related disclosures in the financial services sector (SFDR). For more information, please see www.bnpparibas-am.com/en/sustainability.

Contacts

BNP Paribas Easy Contacts

Lorraine Sereyjol-Garros
Global Head of ETF Business Development
+33 1 58 97 79 57
lorraine.sereyjol-garros@bnpparibas.com

Jérémy Tubiana
Regional ETF Head of Sales
France, Belgium, Luxembourg, Monaco
and French-speaking Switzerland
+33 6 79 80 68 20
jeremy.tubiana@bnpparibas.com

Olivier Rudez
Sales - ETF & Index Solutions
France and French-speaking Switzerland
+33 1 58 97 23 13
olivier.rudez@bnpparibas.com

Julien Vendittelli
ETF Head of Institutional Clients
France, Belgium, Luxembourg, Monaco
and French-speaking Switzerland
julien.vendittelli@bnpparibas.com
+33 1 40 14 54 16

Grégory Guerrand
Client Portfolio Manager
ETF & Index Solutions
+33 6 71 50 46 46
gregory.guerrand@bnpparibas.com

Claus Hecher
Regional ETF Head of Sales
DACH and Nordic countries
+49 89 7104075 22
claus.hecher@bnpparibas.com

Florian Schöps
Sales - ETF & Index Solutions
Germany
+49 89 7104075 18
florian.schoeps@bnpparibas.com

Benjamin Ertler
Sales - ETF & Index Solutions
Germany
+49 69 7079 9830
benjamin.ertler@bnpparibas.com

Martin Walentowitz
Sales - ETF & Index Solutions
Germany
+49 69 7079 9859
martin.walentowitz@bnpparibas.com

John Altas
Sales - ETF & Index Solutions
Nordic countries
+46 73 908 48 40
john.altas@bnpparibas.com

Kay Winistörfer
Sales - ETF & Index Solutions
German-speaking Switzerland
+41 79 522 26 38
kay.winistoerfer@bnpparibas.com

Sabrina Principi
Regional ETF Head of Sales
South Europe
sabrina.principi@bnpparibas.com

Chiara Solazzo
Sales - ETF & Index Solutions
South Europe - Italy
+39 02 7247 5116
chiara.solazzo@bnpparibas.com

Pedro Santuy Bardon
Sales - ETF & Index Solutions
South Europe - Spain and Portugal
+34 699 703 670
pedro.santuybardon@bnpparibas.com

Guido Stucchi
Client Portfolio Manager ETF
& Index Solutions
+39 34 99 83 28 51
guido.stucchi@bnpparibas.com

Hubert Heuclin
Capital Markets
ETF & Index Solutions
+33 6 89 21 87 07
hubert.heuclin@bnpparibas.com

Authorised Participants Contacts

Optiver
Tel: +31 619 471 175

Flow traders
Tel: +31 207 996 777

Jane Street
Tel: +31 207 943 142

BNP
Tel: +44 207 595 11 50

Citigroup
Tel: +331 70 75 53 51

Kepler Chevreux
Tel: +331 70 98 85 42

Susquehanna
Tel: +353 18 02 80 18

BOFA
Tel: +331 87 70 14 01

DRW
Tel: +44 207 282 09 53

BNP Paribas Asset Management

Postal address: 8, rue du Port 92728 Nanterre, France

www.bnpparibas-am.com/en/

VIEWPOINT



BNP PARIBAS ASSET MANAGEMENT

The sustainable
investor for a
changing world