

DASHBOARD AS AT 31.03.2025

Asset Class	Official Benchmark	No. of Holdings	Fund Size (EUR millions)
Fixed Income	Bloomberg Global Aggregate (hedged in EUR) RI	616	244
Risk Indicator	YTD Performance (1)	3-year Annualised Perf. (2)	
<div>1</div> <div>2</div> <div>3</div> <div>4</div> <div>5</div> <div>6</div> <div>7</div>	1.83 % Benchmark 0.80 %	0.31 % Benchmark -0.57 %	

(1) All figures net of fees (in EUR).

(2) Based on 360 days

PERFORMANCE (CUMULATIVE OVER 5 YEARS) (EUR) (NET)



Cumulated Performance at 31.03.2025 (%)

	YTD	1 Month	3 Months	6 Months	1 Year	2 Years	3 Years	4 Years	5 Years
● FUND	1.83	-0.23	1.83	-0.48	5.40	6.08	0.94	-5.72	1.94
● BENCHMARK	0.80	-0.53	0.80	-0.60	2.85	5.05	-1.74	-6.45	-5.98

Calendar Performance at 31.03.2025 (%)

	2024	2023	2022	2021	2020	2019	2018	2017	2016	2015
● FUND	1.89	5.29	-13.22	-1.87	4.07	9.30	2.50	-5.40	3.20	6.80
● BENCHMARK	1.68	4.73	-13.27	-2.23	4.24	9.40	3.80	-5.70	5.10	7.90

(1) All figures net of fees (in EUR). The value of your investments may fluctuate. Past performance is no guarantee for future results.

08/2006-05/2013: Following a corporate action on 24/05/2013, the performances listed are the simulated past performance and fees of the BNP PARIBAS L1 BOND WORLD.

2013-2019: During this period, the fund had a different investment policy.

Source: BNP Paribas Asset Management



HOLDINGS: % OF PORTFOLIO

Main Holdings (%)		by Country (%)		Against Benchmark
UMBS 30YR TBA(REG A) 5.50 PCT 25 OCT 2054	20.53	United States	59.28	+ 17.86
BNPP RMB BOND-X C	6.55	China	10.23	+ 0.21
FEDERAL NATIONAL MORTGAGE ASSOCIATION	5.53	Romania	6.11	+ 5.89
FEDERAL NATIONAL MORTGAGE ASSOCIATION	5.41	Japan	5.16	- 4.48
COLOMBIA (REPUBLIC OF) 7.25 PCT 18-OCT-2034	4.77	Colombia	4.86	+ 4.74
GNMA2 30YR TBA(REG C) 6.00 PCT 20 JUL 2054	3.05	Australia	4.39	+ 2.80
ROMANIA (REPUBLIC OF) 6.70 PCT 25-FEB-2032	2.68	United Kingdom	3.91	- 0.32
GERMANY (FEDERAL REPUBLIC OF) 0.00 PCT	2.25	Germany	2.93	- 1.65
UNITED KINGDOM (GOVERNMENT OF) 1.25 PCT	2.18	Supranational	2.74	+ 0.93
UNITED STATES TREASURY 2.63 PCT	2.08	France	2.04	- 3.02
No. of Holdings in Portfolio	616	Derivatives	0.58	+ 0.58
		Forex contracts	3.22	+ 3.22
		Other	11.95	- 9.46
		Cash	-17.40	- 17.30
		Total	100.00	

by Rating (%)		by Currency (%)		Against Benchmark
AAA	10.00	EUR	93.82	- 6.26
AA+	52.87	NOK	9.04	+ 9.04
AA	2.33	AUD	5.90	+ 5.90
AA-	5.73	RON	4.58	+ 4.58
A+	7.87	CNY	3.16	+ 3.25
A-	3.38	JPY	1.78	+ 1.78
BBB+	2.99	BRL	1.64	+ 1.64
BBB	5.76	USD	1.61	+ 1.59
BBB-	12.24	MXN	1.09	+ 1.09
Other	2.13	CAD	1.08	+ 1.08
Not rated	8.31	Other	-23.69	- 23.69
Derivatives	0.58	Total	100.00	
Forex contracts	3.22			
Cash	-17.40			
Total	100.00			

Source of data: BNP Paribas Asset Management, as at 31.03.2025

Sources: Fitch, Moody's, S&P. Ratings lower than BBB- refer to high-yield or speculative-grade bonds.

The above mentioned securities are for illustrative purpose only and do not constitute any investment recommendation.

The data as shown in the factsheets are based on official accounting data and are based on trade date.



ESG (ENVIRONMENTAL, SOCIAL AND GOVERNANCE) Score goes from 0 (worst) to 99 (best)




BNPP AM's internal ESG scoring methodology determines an issuer's ESG score by evaluating performance vs. scoring peers on a narrow set of key ESG issues related to the environment (e.g. climate change), social issues (e.g. human resources management) and governance (e.g. independence and competence of directors).

BNPP AM uses numerous research inputs and data sources (e.g. Sustainalytics, ICS & Trucost) to determine issuers' ESG scores. If the issuer's commitments and practices on a pillar of assessment (E, S or G) are better than scoring peers, it will receive a positive 'contribution' for this pillar.

Each issuer is assigned a final score from 0 to 99 which is the result of 50 as a reference plus the sum of the contributions from each of the three pillars.

SUSTAINABLE INDICATORS

ESG Score

						
	Neutral Score	Environmental Contribution (E)	Social Contribution (S)	Governance Contribution (G)	ESG global score	Coverage rate
Portfolio	50	1.02	1.91	1.6	54.52	100%
Benchmark	50	2.25	-0.79	0.26	51.73	96%

Score goes from 0 (worst) to 99 (best)

Source: BNP Paribas Asset Management



SUSTAINABLE INDICATORS

ESG benchmark

For more information about ESG Benchmark definition, please refer to the "Investment policy" section of the FCP prospectus, which is available from the following address: www.bnpparibasam.com

ESG Contribution

The ESG contributions are determined by BNP Paribas Asset Management's ESG analysts on the basis of detailed criteria to systematically evaluate companies' commitments and practices in the areas of environmental, social and governance. Each of the above contributions at the portfolio level, is the weighted average of the contributions of the individual portfolio holdings. Environmental Contribution (E) takes into account, among other things, climate change, environmental risk management, and the use of natural resources. Social Contribution (S) takes into account, among other things, human capital management, the quality of social dialogue, and the respect of diversity. Governance Contribution (G) takes into account, among other things, the transparency on executive compensation, the fight against corruption, and gender equality.

Portfolio Coverage

The coverage represents, within a portfolio or benchmark or ESG benchmark, the percentage of securities that have an ESG score or carbon footprint within those that are eligible to have an ESG score or carbon footprint using BNPP AM's internal methodology. Non-eligible securities include, but are not limited to cash, external funds.

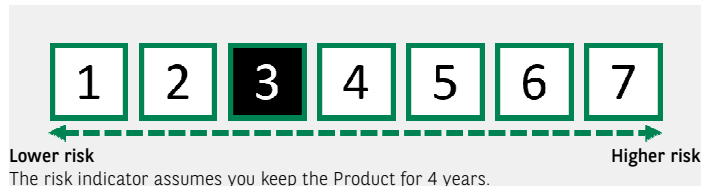
For more information on ESG indicators, please refer to BNPP AM's webpage : <https://www.bnpparibas-am.com/en/esg-scoring-framework/> & <https://www.bnpparibas-am.com/en/measuring-carbon-footprints/>

For more detailed information on our sustainability documents, please refer to BNPP AM's webpage : <https://www.bnpparibas-am.com/en/sustainability-documents/>



RISK

Risk Indicator



Risk Analysis (3 years, monthly)

Fund

Volatility	7.31
Ex-post Tracking Error	2.47
Information Ratio	0.36
Sharpe Ratio	-0.34
Modified Duration (31.03.2025)	8.76
Yield to Maturity (31.03.2025)	5.08
Average coupon	4.60

The summary risk indicator is a guide to the level of risk of this Product compared to other Products. It shows how likely it is that the Product will lose money.

We have classified this Product as 3 out of 7, which is a medium-low risk class.

The risk category is justified by the investment mainly in interest rate instruments. The investor's attention is drawn to the fact that an increase in interest rates results in a decrease in the value of investments in bonds and debt instruments and more generally fixed income instruments.

Be aware of currency risk. If the currency of your account is different from the currency of this Product, the payments you will get depend on the exchange rate between the two currencies. This risk is not considered in the indicator shown above.

Other risks materially relevant to the Product not included in the summary risk indicator:

- **Counterparty Risk:** this risk is associated with the ability of a counterparty in an Over The Counter financial transaction to fulfil its commitments like payment, delivery and reimbursement.
- **Credit risk:** the risk that the creditworthiness of an issuer may deteriorate or that it may default, potentially causing the value of the associated instruments to fall.
- **Risk linked to derivatives:** the use of derivatives can amplify fluctuations in the value of investments, thus increasing the volatility of returns.
- **Liquidity risk:** this risk arises from the difficulty of selling a security at its fair value and within a reasonable period of time due to a lack of buyers.
- **Operational risk:** in the event of an operational breakdown within the management company, one of its representatives or the depositary, investors could face various disruptions (late payment, delivery etc.).
- **Mainland China investment risk:** these investments are subject to additional risks specific to the Chinese market.

For additional details regarding the risks, please refer to the prospectus.

This Product does not include any protection from future market performance so you could lose some or all of your investment.

DETAILS

Fees		Key Figures (EUR)		Codes	
Maximum Subscription Fee	0.00%	NAV	393.42	ISIN Code	LU0823392054
Maximum Redemption Fee	0.00%	12M NAV max. (16.09.24)	399.27	Bloomberg Code	FORBDWI LX
Maximum conversion Fees	0.00%	12M NAV min. (25.04.24)	362.75		
Real Ongoing Charges (31.12.24)	0.52%	Fund Size (EUR millions)	243.65		
Maximum Management Fees	0.30%	Initial NAV	324.38		
		Periodicity of NAV Calculation	Daily		

Characteristics

Legal form	Sub-fund of SICAV BNP PARIBAS FUNDS Luxembourg domicile
Dealing Deadline	16:00 CET STP (12:00 CET NON STP)
Recommended Investment Horizon	4 years
Benchmark	Bloomberg Global Aggregate (hedged in EUR) RI
Domicile	Luxembourg
Launch Date	24.05.2013
Fund Manager(s)	James MCALEVEY
Management Company	BNP PARIBAS ASSET MANAGEMENT Luxembourg
Delegated Manager	BNP PARIBAS ASSET MANAGEMENT UK LIMITED
Custodian	BNP PARIBAS, Luxembourg Branch
Base Currency	EUR
Financial service	BNP Paribas Fortis SA/NV, Montagne du Parc 3, 1000 Brussels



Characteristics

Subscription/execution type	NAV + 1
SFDR article	Article 8 - Promotion of environmental or social characteristics



GLOSSARY

Ex-post Tracking Error

The tracking error measures the volatility of a portfolio's relative return in relation to its benchmark index.

Information Ratio

The information ratio is a risk-adjusted return that measures the relationship between the portfolio's tracking error and its relative return compared with the benchmark index (called active return).

Modified Duration

A measure of a bond's sensitivity to changes in interest rates. The longer the remaining term to maturity, the more bond prices react to a change in interest rates, and the higher the duration. The rule is that if the yield rises or falls by 1%, the value of the bond will fluctuate by 1% x duration.

Sharpe Ratio

A measure for calculating risk-adjusted return. It indicates the return earned in excess of the risk-free rate per unit of risk. It is calculated by dividing the difference between the return and the risk-free rate by the standard deviation of the return on the investment. The Sharpe ratio indicates whether the excess return was obtained thanks to good investment management or by taking additional risk. The higher the ratio, the better the risk-adjusted return.

Volatility

An asset's volatility is the standard deviation of its return. As a measure of dispersion, it evaluates the uncertainty of asset prices, which is often equated to their risk. Volatility can be calculated ex post (retrospectively) or estimated ex ante (anticipatively).

YTM (Yield to Maturity)

A yield calculation that takes into account the relationship between a security's maturity value, time to maturity, current price, and coupon yield.

Arithmetic Mean Rating

Weighted average of rating values from the agencies Fitch, Moody's and Morningstar present in the fund.

A glossary of financial terms appearing on this document can be found at <http://www.bnpparibas-am.com>

DISCLAIMER

This documentation is produced by BNP Paribas Group and/or (one of) its entities (hereinafter the "Bank"). It is for the exclusive use of the person to whom it has been given, whether directly or by way of a power of representation. This material may not be distributed, published or reproduced in whole or in part by its recipient(s). This documentation is a publicity communication. This document is provided for information only and does not constitute an offer, solicitation or canvassing of any kind, particularly in any state or jurisdiction in which such an offer, solicitation or canvassing is not authorised or to any person to whom such an offer, solicitation or canvassing is unlawful on account of that person's domicile and/or nationality. This document or any part of this document cannot form the basis of any agreement or commitment and must, under no circumstances and in any jurisdiction, be seen or considered as a prospectus or part of a prospectus, an offer, a solicitation or a call to the public for collective investment schemes, structured products or otherwise. Therefore, this document is general in scope and does not constitute an advice or a recommendation to any particular person to buy, sell or hold any security or to engage in any transaction. **The investor may obtain the legal documentation for the financial instrument in question from his relationship manager.**

Because this documentation summarises a product or a range of financial instruments or services, each potential investor is invited to refer to and carefully examine all the documentation relating to the financial instrument/service under consideration and, if necessary, should contact an authorised representative of the Bank with any questions relating to the financial instrument/service, in order to have a complete view of the characteristics and potential risks of the product or service under consideration. Every financial instrument/service carries a risk, usually in correlation to the expected performance or return: it is up to the investor to satisfy himself that he is able and willing to bear this risk.

The potential investor is strongly advised to be aware of and understand, if he has not already done so, the risks of each financial instrument or service in which he is interested. The investor should ensure that he has sufficient knowledge, understanding and experience of these risks to make his own detailed analysis of all aspects of the proposed transaction or service.

The investor must not see or construe this document as legal or fiscal advice. Each investor should consult his own external legal, fiscal or other advisors in order to assess under his own responsibility the appropriateness of investing in any of the financial instruments described in this document. The attention of the investor is drawn to the fact that the fiscal treatment that will be applied to his investment in the financial instrument described in this document does depend on his personal tax situation and will be likely to change during the implementation period of the product finally chosen. Certain legal, fiscal or regulatory changes may occur during the implementation period of a financial instrument/service and may also adversely affect the performance of the investment or even significantly alter the legal, economic and fiscal benefits of the financial instrument/service for the investor. Whilst this document illustrates simulations/performances and potential returns of the financial instrument or service based on market data in recent years, it should be noted that past performance or returns are no guarantee for future results. Except as specifically stated in writing, for example in the case of certain structured products, this document is not intended to give any guarantee whatsoever in respect of the capital invested (both in terms of preservation and recovery) and/or the financial return and/or performance of an investment in any financial instrument or service described herein. Similarly, none of the information provided can be construed as constituting such a guarantee. This means that in the event of adverse events, the investor could suffer substantial losses or even lose the entire capital invested, or even more in the case of leveraging.

The information, opinions and estimates contained in this document are subject to change after the date of this document and the Bank does not follow up on any general recommendations given or provide any subsequent related information. Although such information, opinions and estimates have been obtained from sources that the Bank believes to be reliable, the Bank makes no representation or warranty, express or implied, and accepts no responsibility in respect of the completeness, reliability or accuracy of the information contained therein. The Bank or any of its affiliates will not be liable for any incorrect, incomplete or missing information, or for any losses claimed to be the direct or indirect result of using the information provided or of the general recommendations made in this document.

The investor accepts that the Bank or the group to which it belongs or its employees/directors may hold or have held positions or interests in the financial instruments mentioned or may have acted as a market maker for such financial instruments. The investor accepts that the Bank or the group to which it belongs or its employees/directors may have links with the companies concerned and/or their directors and provide them with various



services, including being a member of their boards of directors. Additionally, some financial instruments or services involve multi-manager funds. In this respect, it is also recalled that investing in such funds rather than directly in the underlying funds and/or financial instruments in which they invest, does or may generate additional costs for the investor.

The attention of the investor is drawn to the fact that in the event of concluding transactions in financial instruments, the services provided by the Bank are subject to fees or commissions that will be charged to the investor in accordance with the applicable rates, which are, in accordance with the Bank's General Terms and Conditions in force, subject to change during the term of the investment. In this regard, the investor is invited to refer to the Bank's tariff conditions.

Switzerland: This material is provided by BNP Paribas (Suisse) SA, Place de Hollande 2, CH-1204 Geneva. **The investor is invited to take note of the brochure of the Swiss Bankers Association (SBA) entitled "Risks of trading in financial instruments"**. He should ensure that he has sufficient knowledge and understanding of and experience in these risks, in order to make his own detailed analysis of all aspects of the proposed transaction or service.

This document does not constitute a prospectus within the meaning of Annexes 1 to 6 FinSO. BNP Paribas (Suisse) SA is regulated in Switzerland by the Swiss Financial Market Supervisory Authority (FINMA).

In respect of the foreign collective investment schemes offered in Switzerland, the prospectus, the Key information document, the statutes, and the annual and semi-annual reports can be obtained, free of charge, from BNP PARIBAS, Paris, Zurich branch, Switzerland which is the Swiss representative and the Swiss paying agent in Switzerland.

©BNP Paribas (Suisse) SA 2024

