



DASHBOARD AS AT 31.03.2025

ESMA category	Official Benchmark	No. of Holdings	Fund Size (EUR millions)
Monetary LVNAV	€STR Capitalized	192	32,304
Base Currency	YTD Performance (1)	3-year Annualised Perf. (2)	S&P Global Ratings
EUR	0.67 % Benchmark 0.68 %	2.53 % Benchmark 2.62 %	AAAm

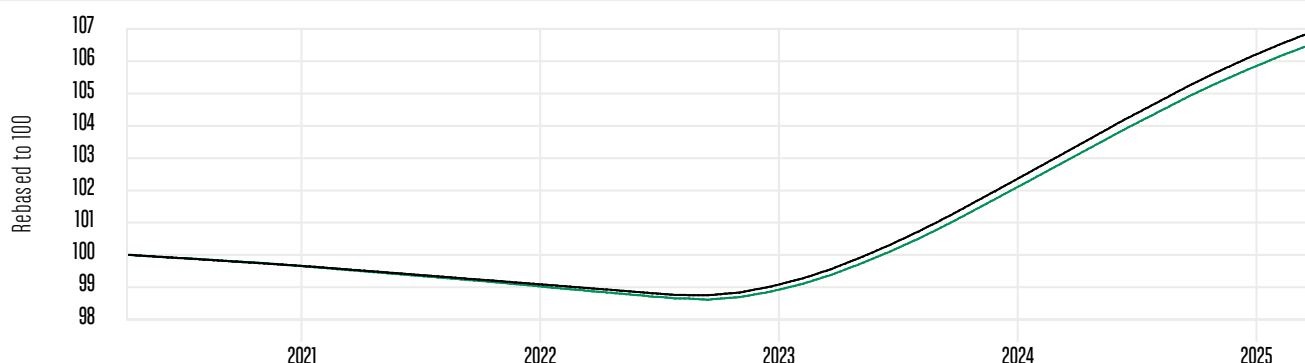
(1) All figures net of fees (in EUR).

(2) Based on 365 days

The Fund is a short term variable net asset value money market fund (hereinafter a «MMF») as defined by the regulation (EU) 2017/1131 of the European Parliament and of the Council of 14 June 2017 on money market funds (the «Regulation»).

The sub-fund is rated AAAm by S&P Global Ratings and is managed accordingly. This rating was solicited and financed by the Investment Manager. It is subject to a periodic review conducted by S&P Global Ratings.

PERFORMANCE (CUMULATIVE OVER 5 YEARS) (EUR) (NET)



Cumulated Performance at 31.03.2025 (%)

	YTD	1 Month	3 Months	6 Months	1 Year	3 Years	5 Years	Since first perf (22.12.2003)
● FUND	0.67	0.21	0.67	1.47	3.37	2.53	1.27	0.97
● BENCHMARK	0.68	0.22	0.68	1.51	3.46	2.62	1.35	1.06

Calendar Performance at 31.03.2025 (%)

	2024	2023	2022	2021	2020	2019	2018	2017	2016	2015
● FUND	3.70	3.19	-0.11	-0.63	-0.49	-0.40	-0.50	-0.50	-0.30	-0.10
● BENCHMARK	3.80	3.28	-0.02	-0.57	-0.47	-0.40	-0.40	-0.40	-0.30	-0.10

(1) All figures net of fees (in EUR). LVNAV Money Market Fund (MMF) is a type of fund in the MMFR (Money Market Fund Regulation). It is categorised as a Short Term MMF. Units in the fund are purchased or redeemed at a constant price, as long as the value of the assets in the fund do not deviate by more than 0.2% from par.

A Money Market Fund (hereinafter a "MMF") is not a guaranteed product. An investment in a MMF differs from an investment in deposits, with the risk that the principal invested in a MMF is capable of fluctuation. A MMF does not rely on external support for guaranteeing the liquidity of the MMF or stabilising the NAV per share. The loss of the principal is to be borne by the shareholders.

The value of your investments may fluctuate. Past performance is no guarantee for future results.

Source: BNP Paribas Asset Management



HOLDINGS: % OF PORTFOLIO

Main Holdings (%)

TD CREDIT AGRICOLE SA 01-APR-2025	3.99
REP FR0011317783 07/04/2025 ESTRID	3.07
TD BANCO SANTANDER SA 01-APR-2025	3.07
AGENCE CENTRALE DES ORGANISMES DE SECURITE SOCIALE 05-JUN-2025	2.32
REP ES0000012N35 10/03/2025 2.73%	1.54
CREDIT AGRICOLE SA 01-APR-2025	1.53
TD BRED BANQUE POPULAIRE 01-APR-2025	1.53
REP FR0010916924 07/04/2025 ESTRID	1.23
REP FR0013238268 01/07/2025 ESTRID	1.23
REP BAL8SQT99 07/05/2025 LBP ESTRI	1.08

No. of Holdings in Portfolio

192

We draw your attention that we may invest more than 5% of the fund assets on administrations, institutions or organizations that issue or guarantee separately or jointly market instruments.

by Maturity (%)

1 day	2.67
2 - 7 days	11.20
8 - 30 days	18.02
31 - 90 days	28.17
91 - 180 days	12.15
181 - 397 days	20.02
Other	0.31
Cash	7.45
Total	100.00

Taking into account the real maturity of the instrument, and not the potential exceptions described in the MMF Regulation for the calculation of weekly maturing assets.

by Rating (%)

Short Term ratings

A-1+	17.15
A-1	49.47
A-2	0.99
Not rated	
Not rated	0.21

Cash, repos, IRS

Cash, repos, IRS	32.17
Total	100.00

Worst rating between S&P, Moody's and Fitch.

by Type of Instruments

Other	32.58
Negotiable european commercial paper (neucp)	22.15
european (ex. uk) certificate of deposit	18.41
european commercial paper (ecp)	17.65
Term deposit	8.58
Cash	0.27
german commercial paper (gcp)	0.22
belgium commercial paper (bcp)	0.15
swaps	-0.01
Total	100.00

Source of data: BNP Paribas Asset Management, as at 31.03.2025.

The above mentioned securities are for illustrative purpose only and do not constitute any investment recommendation.

The data as shown in the factsheets are based on official accounting data and are based on trade date.



ESG (ENVIRONMENTAL, SOCIAL AND GOVERNANCE) Score goes from 0 (worst) to 99 (best)




BNPP AM's internal ESG scoring methodology determines an issuer's ESG score by evaluating performance vs. scoring peers on a narrow set of key ESG issues related to the environment (e.g. climate change), social issues (e.g. human resources management) and governance (e.g. independence and competence of directors).

BNPP AM uses numerous research inputs and data sources (e.g. Sustainalytics, ICS & Trucost) to determine issuers' ESG scores. If the issuer's commitments and practices on a pillar of assessment (E, S or G) are better than scoring peers, it will receive a positive 'contribution' for this pillar.

Each issuer is assigned a final score from 0 to 99 which is the result of 50 as a reference plus the sum of the contributions from each of the three pillars.

SUSTAINABLE INDICATORS

ESG Score

	Neutral Score	 Environmental Contribution (E)	 Social Contribution (S)	 Governance Contribution (G)	ESG global score	Coverage rate
Portfolio	50	7.04	2.4	1.59	61.03	100%
Benchmark	50	2.88	-0.46	0.93	53.35	97%

Score goes from 0 (worst) to 99 (best)
Source: BNP Paribas Asset Management

SUSTAINABLE INDICATORS

ESG benchmark

For more information about ESG Benchmark definition, please refer to the "Investment policy" section of the FCP prospectus, which is available from the following address: www.bnpparibasam.com

ESG Contribution

The ESG contributions are determined by BNP Paribas Asset Management's ESG analysts on the basis of detailed criteria to systematically evaluate companies' commitments and practices in the areas of environmental, social and governance. Each of the above contributions at the portfolio level, is the weighted average of the contributions of the individual portfolio holdings. Environmental Contribution (E) takes into account, among other things, climate change, environmental risk management, and the use of natural resources. Social Contribution (S) takes into account, among other things, human capital management, the quality of social dialogue, and the respect of diversity. Governance Contribution (G) takes into account, among other things, the transparency on executive compensation, the fight against corruption, and gender equality.

Portfolio Coverage

The coverage represents, within a portfolio or benchmark or ESG benchmark, the percentage of securities that have an ESG score or carbon footprint within those that are eligible to have an ESG score or carbon footprint using BNPP AM's internal methodology. Non-eligible securities include, but are not limited to cash, external funds.

For more information on ESG indicators, please refer to BNPP AM's webpage : <https://www.bnpparibas-am.com/en/esg-scoring-framework/> & <https://www.bnpparibas-am.com/en/measuring-carbon-footprints/>
For more detailed information on our sustainability documents, please refer to BNPP AM's webpage : <https://www.bnpparibas-am.com/en/sustainability-documents/>



RISK

Risk Indicator



Risk Analysis

	Fund
Volatility	0.45
WAM (days) (31.03.2025)	2
WAL (days) (31.03.2025)	77
Period: 3 years. Frequency: monthly	

The summary risk indicator is a guide to the level of risk of this Product compared to other Products. It shows how likely it is that the Product will lose money

We have classified this Product as 1 out of 7, which is the lowest risk class.

This risk category is justified by the investment in eligible money market instruments as per Regulation and short term bonds that have a low volatility.

Be aware of currency risk. If the currency of your account is different from the currency of this Product, the payments you will get depend on the exchange rate between the two currencies. This risk is not considered in the indicator shown above.

Other risks materially relevant to the Product not included in the summary risk indicator:

- **Credit risk:** the risk that the creditworthiness of an issuer may deteriorate or that it may default, potentially causing the value of the associated instruments to fall.
- **Liquidity risk:** this risk arises from the difficulty of selling a security at its fair value and within a reasonable period of time due to a lack of buyers.
- **Operational risk:** in the event of an operational breakdown within the management company, one of its representatives or the depositary, investors could face various disruptions (late payment, delivery etc.).

For additional details regarding the risks, please refer to the prospectus.

This Product does not include any protection from future market performance so you could lose some or all of your investment.

DETAILS

Fees		Key Figures (EUR)		Codes	
Maximum Subscription Fee	0.00%	NAV	124.16	ISIN Code	LU0167237972
Maximum Redemption Fee	0.00%	12M NAV max. (31.03.25)	124.16	Bloomberg Code	BNPICMP LX
Maximum conversion Fees	0.00%	12M NAV min. (02.04.24)	120.14		
Real Ongoing Charges (30.11.24)	0.23%	Fund Size (EUR millions)	32,303.74		
Maximum Management Fees	0.20%	Initial NAV	1,011.63		
		Periodicity of NAV Calculation	Daily		
Characteristics					
Legal form	Sub-fund of SICAV BNP PARIBAS INSTICASH Luxembourg domicile				
Dealing Deadline	14:30 CET				
Recommended Investment Horizon	1 day				
Minimum Investment Amount	3,000,000 EUR				
Benchmark	€STR Capitalized				
Domicile	Luxembourg				
Launch Date	22.12.2003				
Fund Manager(s)	Olivier HEURTAUT				
Management Company	BNP PARIBAS ASSET MANAGEMENT Luxembourg				
Delegated Manager	BNP PARIBAS ASSET MANAGEMENT Europe				
Custodian	BNP PARIBAS, Luxembourg Branch				
Base Currency	EUR				
SFDR article	Article 8 - Promotion of environmental or social characteristics				



GLOSSARY

Conversion Premium

Amount by which the price of a convertible bond exceeds the current market value of the ordinary shares in which it can be converted.

Convexity

The convexity is a measure of the changing duration if the interest rate changes. Bonds generally have a positive convexity.

LVNAV (Low Volatility Net Asset Value)

LVNAV Money Market Fund (MMF) is a type of fund in the MMFR (Money Market Fund Regulation). It is categorised as a Short Term MMF. Units in the fund are purchased or redeemed at a constant price, as long as the value of the assets in the fund do not deviate by more than 0.2% from par.

Modified Duration

A measure of a bond's sensitivity to changes in interest rates. The longer the remaining term to maturity, the more bond prices react to a change in interest rates, and the higher the duration. The rule is that if the yield rises or falls by 1%, the value of the bond will fluctuate by 1% x duration.

Public Debt CNAV (Constant Net Asset Value)

The Public Debt CNAV Money Market Fund (MMF) is a type of fund in the MMFR (Money Market Fund Regulation). It is categorised as a Short Term MMF. Units in the fund are purchased or redeemed at a constant price rounded to the nearest percentage point.

VNAV (Variable Net Asset Value)

VNAV Funds are MMFs in which investors purchase or redeem units in the fund at a variable net asset value, calculated to 4 decimal places. VNAV funds may be categorised as either Short Term or Standard MMFs.

Volatility

An asset's volatility is the standard deviation of its return. As a measure of dispersion, it evaluates the uncertainty of asset prices, which is often equated to their risk. Volatility can be calculated ex post (retrospectively) or estimated ex ante (anticipatively).

WAL (Weighted Average Life)

WAL, as it applies to money market funds, is calculated in the same manner as the Weighted Average Maturity (WAM), but is based solely on the periods of time remaining until the securities held in the fund's portfolio (a) are scheduled to be repaid or (b) would be repaid upon a demand by the fund without reference to when interest rates of securities within the fund are scheduled to be readjusted.

WAM (Weighted Average Maturity)

For money market funds, Weighted Average Maturity (WAM) is the mean average of the periods of time remaining until the securities held in the fund's portfolio (a) are scheduled to be repaid, (b) would be repaid upon a demand by the fund or (c) are scheduled to have their interest rate readjusted to reflect current market rates. Securities with adjustable rates payable upon demand are treated as maturing on the earlier of the two dates if their scheduled maturity is 397 days or less, and the later of the two dates if their scheduled maturity is more than 397 days. The mean is weighted based on the percentage of the amortized cost of the portfolio invested in each period.

A glossary of financial terms appearing on this document can be found at <https://www.bnpparibas-am.com/en-nl/>

DISCLAIMER

This material is issued and has been prepared by BNP Paribas Asset Management Europe, Netherlands Branch (address: P.O. Box 71770, 1008 DG Amsterdam) ("BNPP AM NED"), a Dutch (asset) management company authorised by the Autoriteit Financiële Markten ("AFM") to perform the activities of the management company in the Netherlands, on the basis of the passported licence as provided by the L'Autorité des marchés financiers ("AMF") to BNP Paribas Asset Management Europe, registered with the AFM. It contains opinions and statistical data that are considered lawful and correct on the day of their publication according to the economic and financial environment at the time.

This material is produced for information purposes only and does not constitute:

1. an offer or invitation to buy nor a solicitation to sell any security or financial instrument mentioned in this material, or
2. (personalised) investment advice.

The fund is registered with the AFM pursuant to the Act on financial supervision. For this product a prospectus and a Key Information Document (KID) have been drawn up about the product, the costs and the risks. Ask for it, read it and consult the financial instrument(s)' most recent financial reports before you buy the product. The prospectus, KID and information about the product can be obtained via BNP Paribas Asset Management Europe, Netherlands Branch, Client Service, P.O. Box 71770, 1008 DG Amsterdam and via <https://www.bnpparibas-am.com/en-nl/>.

The value of your investments may fluctuate. Past performance is no guarantee for future returns. It is possible that your investment will increase in value. It is also possible, however, that your investment will generate little or no income and that, if the asset price performs poorly, you will lose some or all of your initial outlay. All products are subject to purchase and sales charges.

All information referred to in the present document is available on www.bnpparibas-am.com

